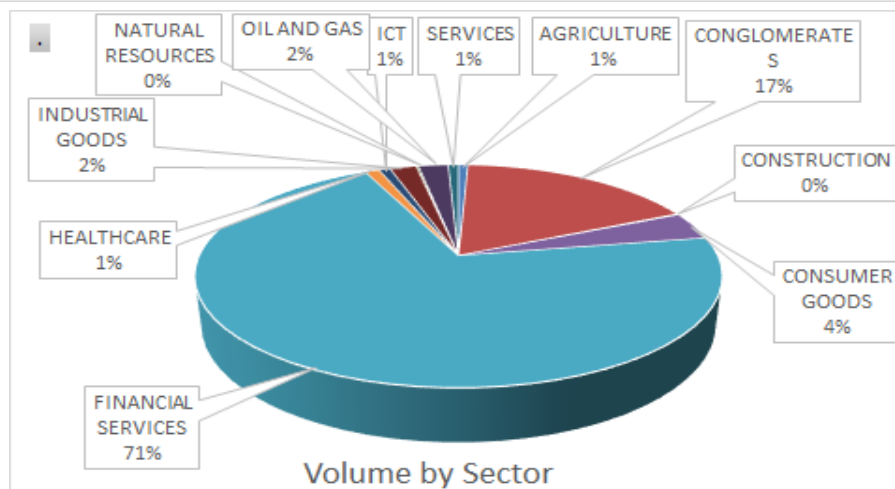
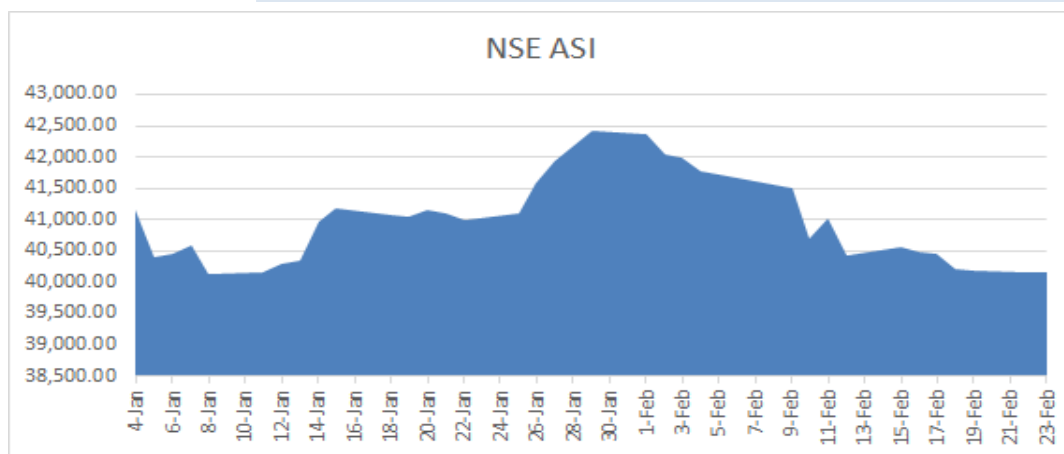


ASI gained by 0.03%
ZENITHBANK declares dividend of N2.70

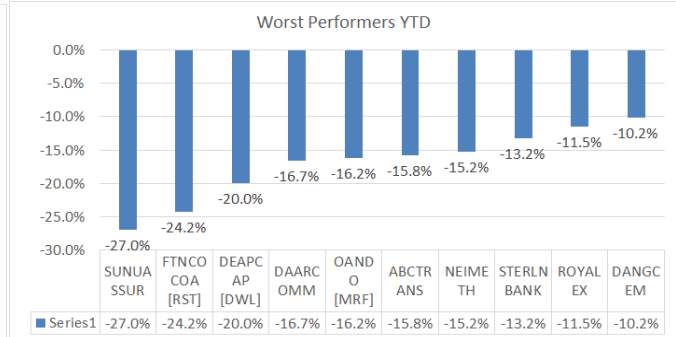
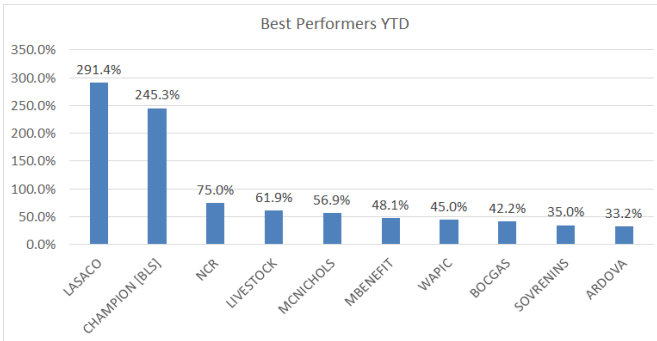
Market Returns	Today	Previous	% Change
↑ NSE-ASI	40,164.86	40,154.09	0.03%
→ Market Capitalization (N'trn)	21.01	21.01	0.00%
↑ Volume Traded (million)	337.960	289.340	16.80%
↑ Market Turnover (NGN'mn)	3,845.10	3,573.97	7.59%
- Gainers/Losers	15g/24l	20g/25l	-

NSEASI RETURN PROFILE		Date	Days	NSEASI	%Change	Volume(m)	Value(N m)	Gainers	Losers
Day change	0.03%	23/2/2021	Tuesday	40,164.86	0.03%	337.96	3,845.10	15	24
Week to date	-2.46%	22/2/2021	Monday	40,154.09	-0.08%	289.34	3,573.97	20	25
Mtd	-5.30%	19/2/2021	Friday	40,186.70	-0.06%	307.79	2,905.33	17	19
YTD	-0.26%	18/2/2021	Thursday	40,212.19	-0.63%	426.27	4,750.06	10	27
Yr High	42412.66	18/2/2021	Thursday	40,212.19	-0.63%	426.27	4,750.06	10	27
Yr Low	40120.22	17/2/2021	Wednesday	40,465.32	-0.07%	244.20	2,653.72	18	21



Atlas Portfolio: Daily Market Report

- Negative sentiments halts as the NSEASI posted a gain of 0.03% with a market breadth of 15 gainers and 24 losers.
- ZENITHBANK released its audited FY result showing a very impressive performance with a 10% growth in PAT despite the horrors of the pandemic last year. The EPS moved higher to N7.34 from N6.65 a very impressive figure when compared to its peers.
- ZENITHBANK declared dividend of N2.70 per share. The stock gained 4.84% today, the momentum in price came during mid day after the result was posted and dividend declared.



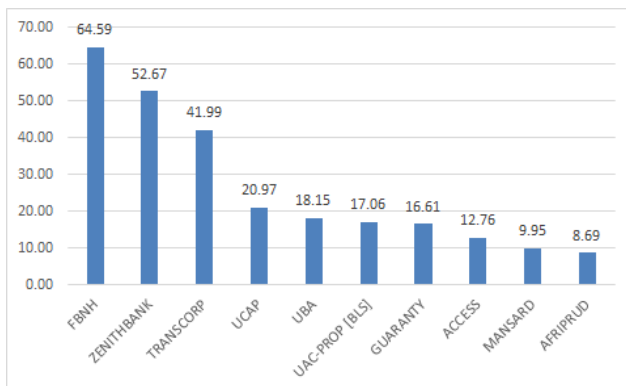
Top 10 Gainers, 15 gainers

Returns Profile			
Ticker	Pclose	Close	%Change
AIICO	1.12	1.2	7.14%
LIVESTOCK	2.1	2.25	7.14%
FLOURMILL	29.2	31	6.16%
ZENITHBANK	24.8	26	4.84%
CUTIX	2.15	2.25	4.65%
CHAMS	0.22	0.23	4.55%
GUINNESS	22.1	23	4.07%
SOVRENINS	0.26	0.27	3.85%
WAPIC	0.56	0.58	3.57%
UCAP	6	6.21	3.50%

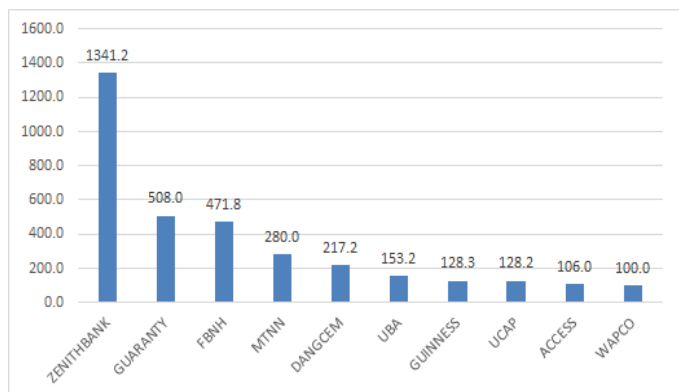
Top 10 Losers, 24 Losers

Returns Profile			
Ticker	Pclose	Close	%Change
SUNUASSUR	0.81	0.73	-9.88%
LASACO	1.52	1.37	-9.87%
AFRIPRUD	6.6	5.95	-9.85%
ABCTRANS	0.35	0.32	-8.57%
UPL	1.29	1.18	-8.53%
NB	59	54	-8.47%
CORNERST	0.69	0.64	-7.25%
JAPAUFGOLD	0.7	0.65	-7.14%
HONYFLOUR	1.34	1.25	-6.72%
MBENEFIT	0.42	0.4	-4.76%

Top 10 Trades (Volume - million units)



Top 10 Trades (value NGN'mn)



Contact Information

Investment Research

research@atlassportfolios.com

info@atlassportfolios.com

Website: <https://atlassportfolios.com/>
