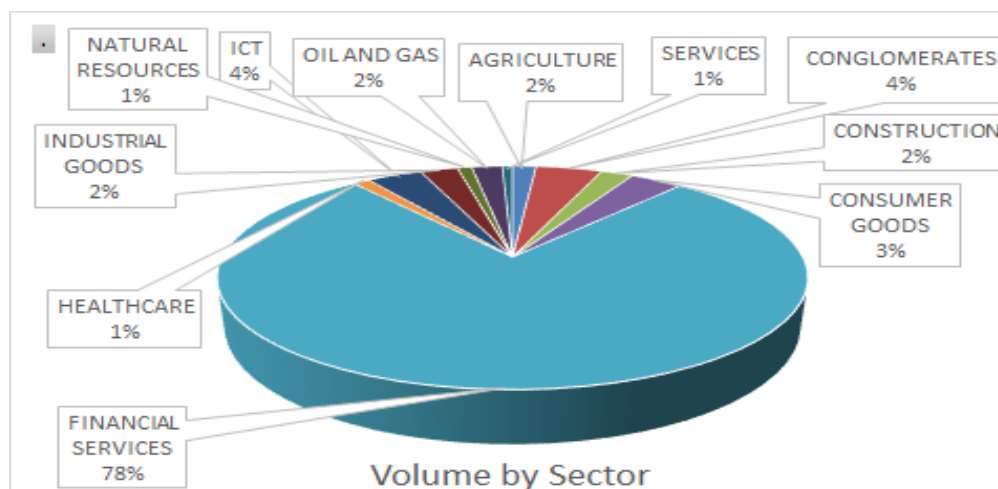
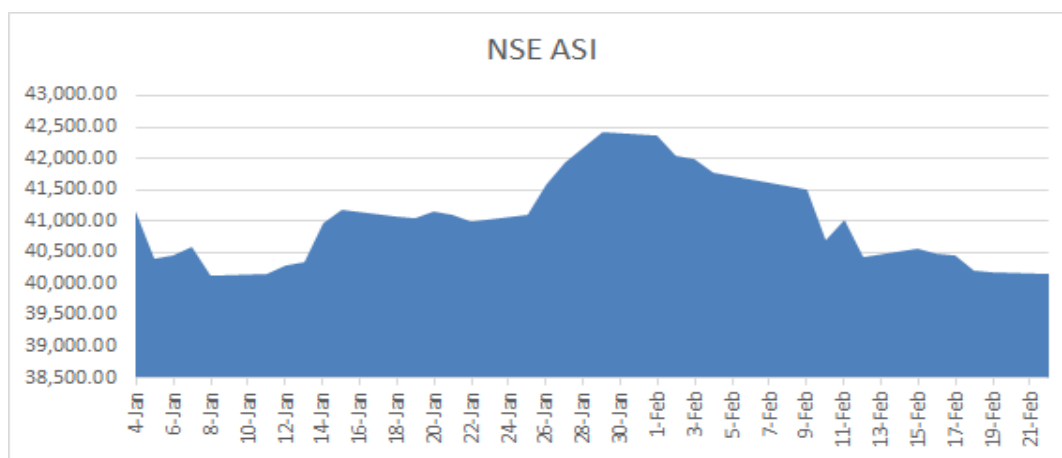


ASI declined by -0.08%
AFRIPUD & Lasaco tops Losers

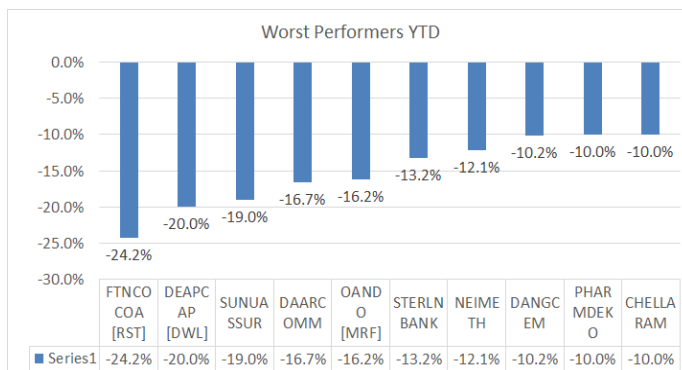
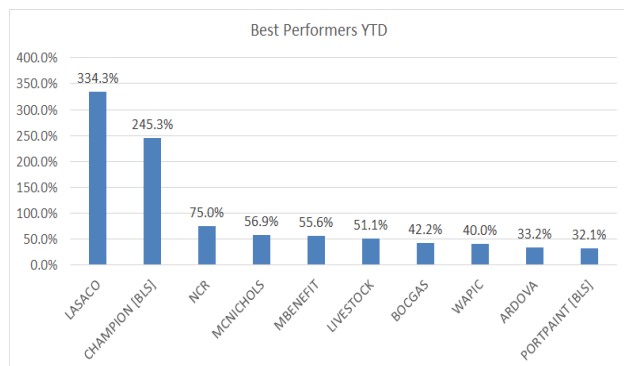
Market Returns	Today	Previous	% Change
↓ NSE-ASI	40,154.09	40,186.70	-0.08%
↓ Market Capitalization (N'trn)	21.01	21.03	-0.10%
↓ Volume Traded (million)	289.340	307.790	-5.99%
↑ Market Turnover (NGN'mn)	3,573.97	2,905.33	23.01%
- Gainers/Losers	20g/25l	10g/27l	-

NSEASI RETURN PROFILE		Date	Days	NSEASI	%Change	Volume(m)	Value(N m)	Gainers	Losers
Day change	-0.08%	20/2/2021	Monday	40,154.09	-0.08%	289.34	3,573.97	20	25
Week to date	-2.48%	19/2/2021	Friday	40,186.70	-0.06%	307.79	2,905.33	17	19
Mtd	-5.33%	18/2/2021	Thursday	40,212.19	-0.63%	426.27	4,750.06	10	27
YTD	-0.29%	17/2/2021	Wednesday	40,465.32	-0.07%	244.20	2,653.72	18	21
Yr High	42412.66	16/2/2021	Tuesday	40,494.35	-0.19%	356.43	5,762.55	22	19
Yr Low	40120.22								



Atlas Portfolio: Daily Market Report

- Trading on the Nigerian bourse closed the day on a negative note as ASI depreciated by -0.08%, with a market breadth of 20 gainers and 25 losers.
- UCAP released its result with an impressive 57% growth in Profit after tax.



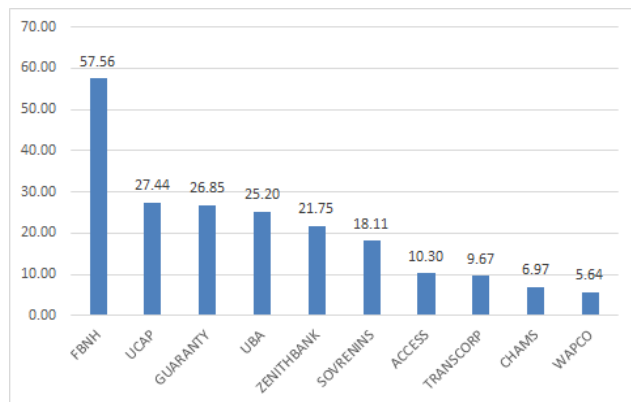
Top 10 Gainers, 20 gainers

Returns Profile			
Ticker	Pclose	Close	%Change
UPDCREIT	5.35	5.85	9.35%
CHIPLC	0.33	0.36	9.09%
ACADEMY	0.35	0.38	8.57%
CORNERST	0.64	0.69	7.81%
UPL	1.2	1.29	7.50%
MBENEFIT	0.4	0.42	5.00%
VERITASKAP	0.2	0.21	5.00%
SOVRENINS	0.25	0.26	4.00%
STANBIC	38.7	40	3.36%
JAPAUFGOLD	0.68	0.7	2.94%

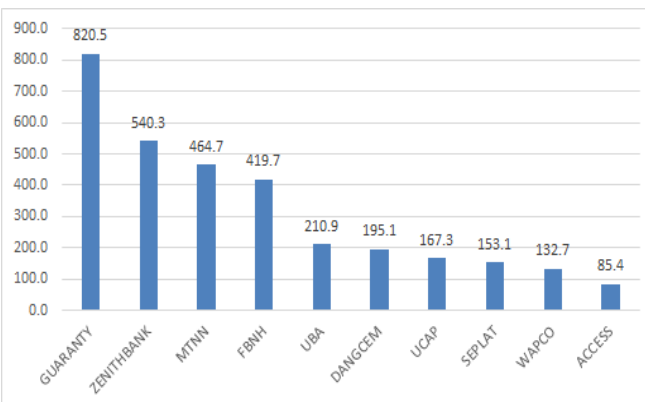
Top 10 Losers, 25 Losers

Returns Profile			
Ticker	Pclose	Close	%Change
AFRIPRUD	7.3	6.6	-9.59%
LASACO	1.68	1.52	-9.52%
NIGERINS	0.23	0.21	-8.70%
WAPCO	25	23	-8.00%
REDSTAREX	3.37	3.12	-7.42%
NPFMCRFBK	1.82	1.7	-6.59%
LIVESTOCK	2.24	2.1	-6.25%
FTNCO COA [RST]	0.53	0.5	-5.66%
UCAP	6.35	6	-5.51%
MAYBAKER	4.19	3.98	-5.01%

Top 10 Trades (Volume - million units)



Top 10 Trades (value NGN'mn)



Contact Information

Investment Research

research@atlassportfolios.com

info@atlassportfolios.com

Website: <https://atlassportfolios.com/>
