

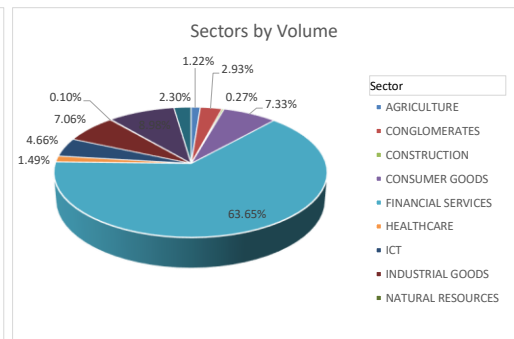
ASI gains 1.20%

...Financial Services trade 63.65% of total volume

Market Returns	Today	Previous	% Change
↑ NSE-ASI	37,893.61	37,443.40	1.20%
↑ Market Capitalization (N'trn)	19.81	19.57	1.23%
↑ Volume Traded (million)	442.220	427.060	3.55%
↑ Market Turnover (NGN'mn)	10,287.84	3,309.52	210.86%
- Gainers/Losers	7g/22l	10g/15l	-

Sector report	Today	Previous	% Change
- NSE 30	1.50%	-	-
- NSEBNK10	0.06%	-	-
- NSECG	-0.24%	-	-
- NSEOILG5	-0.33%	-	-
- NSEINS10	-0.49%	-	-

NSEASI RETURN PROFILE	
Day change	1.20%
Week to date	9.32%
Mtd	6.85%
YTD	39.50%
Yr High	
Yr Low	



Source: NSE, Atlass Portfolio Research

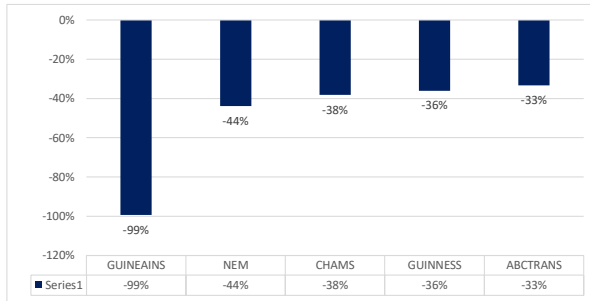
BUACEMENT notified of its capacity expansion plan.

ETERNA announced divestment of some shareholders. The share price gained by 10.0% today, we expect speculators to take position on this stock in anticipation of possible positive full year corporate actions.

The bulls dominated the market today, we expect mixed sentiments during the course of the week as investors review their positions for the holidays. Also, the overwhelming negative market breadth is a pointer that negative sentiments might take over the rest of the week.

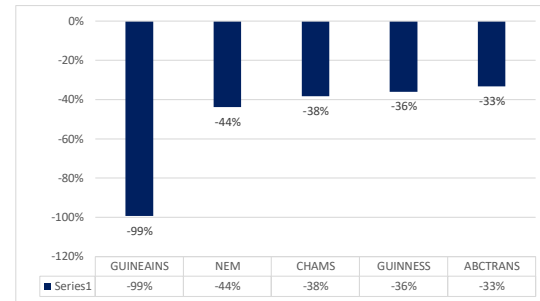
Date	Days	NSEASI	%Change	Volume	Value	Gainers	Losers
12/15/2020	Tuesday	-	-	-	-	-	-
12/16/2020	Wednesday	-	-	-	-	-	-
12/17/2020	Thursday	-	-	-	-	-	-
12/18/2020	Friday	-	-	-	-	-	-
12/19/2020	Monday	-	-	-	-	-	-

Top 5 Stocks' Returns (YtD)



Source: NSE, Atlas Portfolio Research

Top 5 Losses (YtD)



Source: NSE, Atlas Portfolio Research

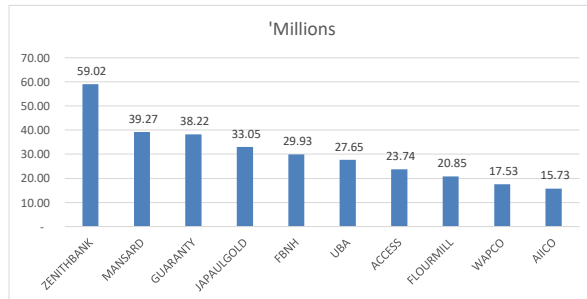
Top 10 Gainers, 7 gainers

Ticker	Returns Profile		
	Pclose	Close	%Change
ETERNA	4.1	4.51	10.00%
FTNCOCOA [RST]	0.68	0.74	8.82%
JAPALGOLD	0.37	0.4	8.11%
DANGCEM	230.4	245	6.34%
COURTVILLE	0.21	0.22	4.76%
CADBURY	8.65	9	4.05%
MBENEFIT	0.26	0.27	3.85%

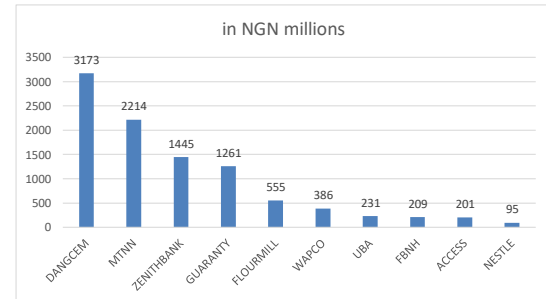
Top 10 Losers, 22 Losers

Ticker	Returns Profile		
	Pclose	Close	%Change
CHIPLC	0.3	0.27	#REF!
REDSTAREX	3.43	3.1	#REF!
ABCTRANS	0.33	0.3	#REF!
JOHNHOLT	0.56	0.51	#REF!
ROYALEX	0.25	0.23	#REF!
UNIONDAC	0.31	0.29	#REF!
CAP	20	19.05	#REF!
NEIMETH	2.4	2.3	#REF!
VITAFUAM	7.25	7	#REF!
INTBREW [BLS]	6.1	5.9	#REF!

Top 10 Trades (Volume - million units)



Top 10 Trades (value NGN'mn)



Contact Information

Investment Research

dabbey@atlassportfolios.com
info@atlassportfolios.com

Website: <https://atlassportfolios.com/>
