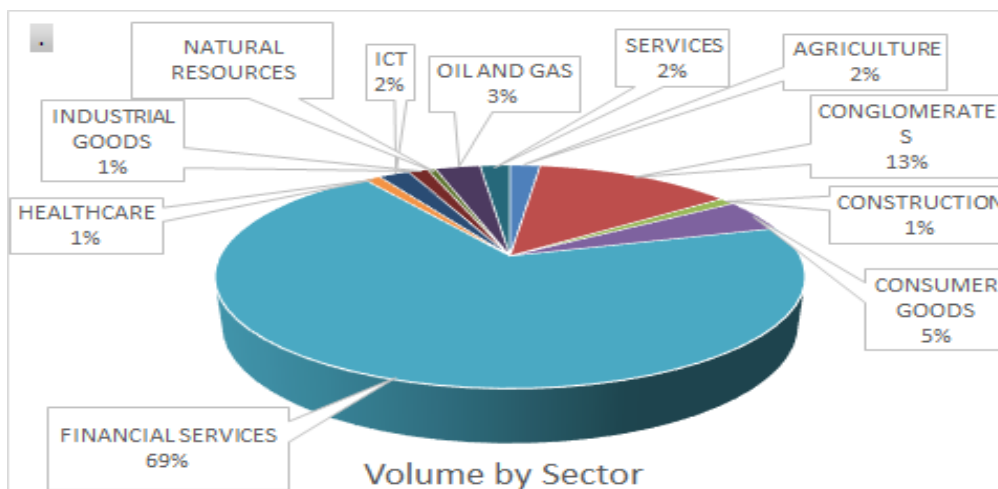
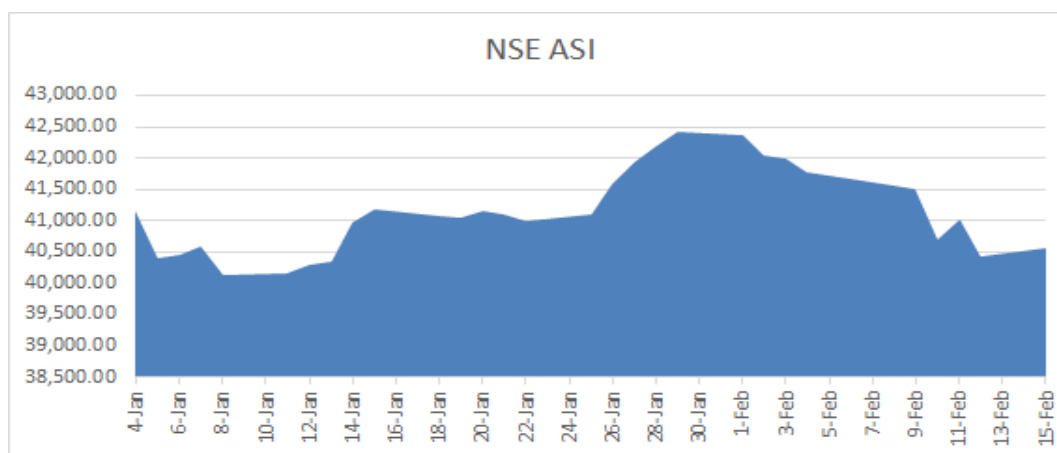


ASI appreciated by 0.33%  
SEPLAT, JAPAU LGOLD & MBENEFIT top gainers

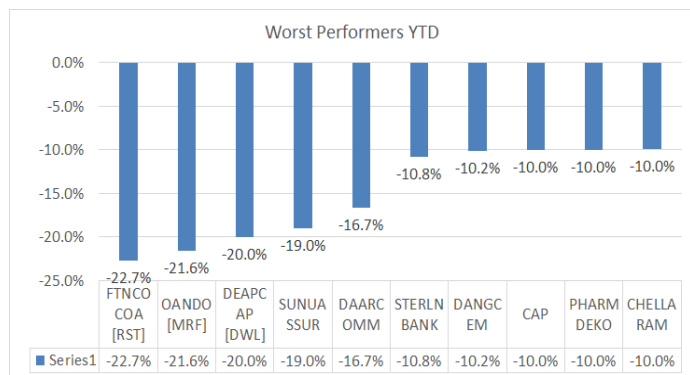
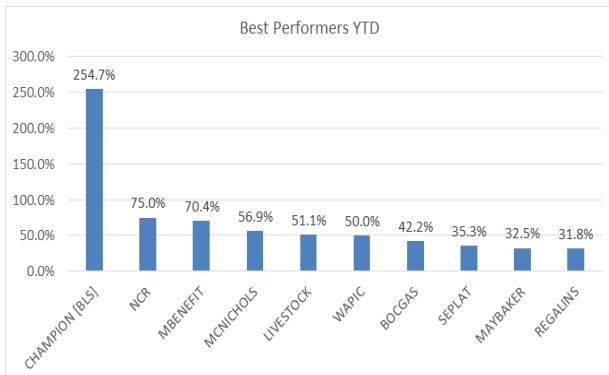
Market Returns	Today	Previous	% Change
NSE-ASI	40,571.67	40,439.85	0.33%
Market Capitalization (N'trn)	21.22	21.16	0.28%
Volume Traded (million)	206.240	395.620	-47.87%
Market Turnover (NGN'mn)	2,163.67	5,190.44	-58.31%
- Gainers/Losers	31g/13l	29g/9l	-

NSEASI RETURN PROFILE		Date	Days	NSEASI	%Change	Volume(m)	Value(N m)	Gainers	Losers
Day change	0.33%	12/2/2021	Monday	40,571.67	0.33%	206.24	2,163.67	31	13
Week to date	-1.47%	12/2/2021	Friday	40,439.85	-1.40%	395.62	5,190.44	29	9
Mtd	-4.34%	11/2/2021	Thursday	41,014.30	0.78%	1274.48	6,397.18	6	43
YTD	0.75%	10/2/2021	Wednesday	40,696.01	-1.96%	366.86	5,482.55	12	50
Yr High	42412.66	9/2/2021	Tuesday	41,564.31	-0.13%	305.93	3,951.73	23	23
Yr Low	40120.22								



## Atlas Portfolio: Daily Market Report

→ ASI opened the week on a positive note, gaining by 0.33%, with a market breadth of 31 gainers and 13 losers. Market anticipates macro economic figures to be released this week.



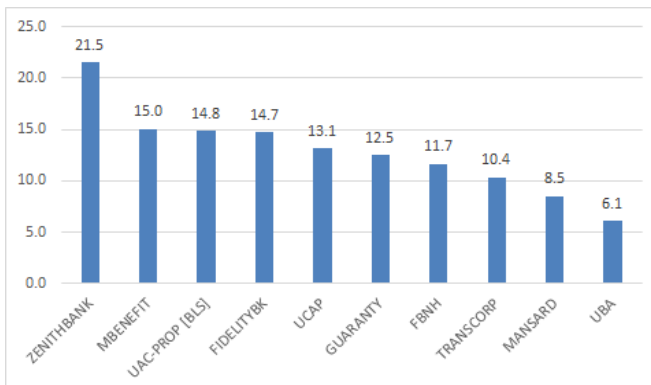
### Top 10 Gainers, 31 gainers

Returns Profile			
Ticker	Pclose	Close	%Change
<b>SEPLAT</b>	495	544.5	<b>10.00%</b>
<b>JAPAULGOL</b>	0.71	0.78	<b>9.86%</b>
<b>MBENEFIT</b>	0.42	0.46	<b>9.52%</b>
<b>AIICO</b>	1.08	1.18	<b>9.26%</b>
<b>MULTIVERS</b>	0.22	0.24	<b>9.09%</b>
<b>NEIMETH</b>	2	2.18	<b>9.00%</b>
<b>CHAMS</b>	0.23	0.25	<b>8.70%</b>
<b>REGALINS</b>	0.27	0.29	<b>7.41%</b>
<b>UCAP</b>	5.65	6.05	<b>7.08%</b>
<b>CHAMPION</b>	2.85	3.05	<b>7.02%</b>

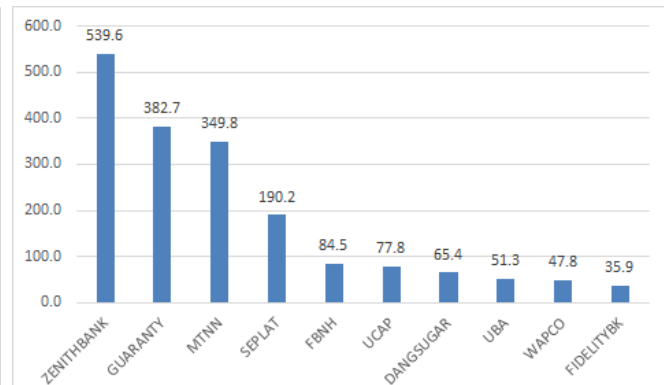
### Top 10 Losers, 13 Losers

Returns Profile			
Ticker	Pclose	Close	%Change
<b>LIVESTOCK</b>	21	18.9	<b>-10.00%</b>
<b>NEM</b>	0.3	0.27	<b>-10.00%</b>
<b>BUACEMENT</b>	0.22	0.2	<b>-9.09%</b>
<b>SOVRENINS</b>	0.46	0.42	<b>-8.70%</b>
<b>DANGCEM</b>	0.26	0.24	<b>-7.69%</b>
<b>FTNCO COA [RST]</b>	0.71	0.67	<b>-5.63%</b>
<b>MANSARD</b>	0.21	0.2	<b>-4.76%</b>
<b>GUARANTY</b>	0.5	0.48	<b>-4.00%</b>
<b>MTNN</b>	2.2	2.15	<b>-2.27%</b>
<b>ABBEYBDS [BLS]</b>	0.66	0.65	<b>-1.52%</b>

### Top 10 Trades (Volume - million units)



### Top 10 Trades (value NGN'mn)



## Contact Information

### Investment Research

[research@atlassportfolios.com](mailto:research@atlassportfolios.com)

info@atlassportfolios.com

**Website:** <https://atlassportfolios.com/>

---