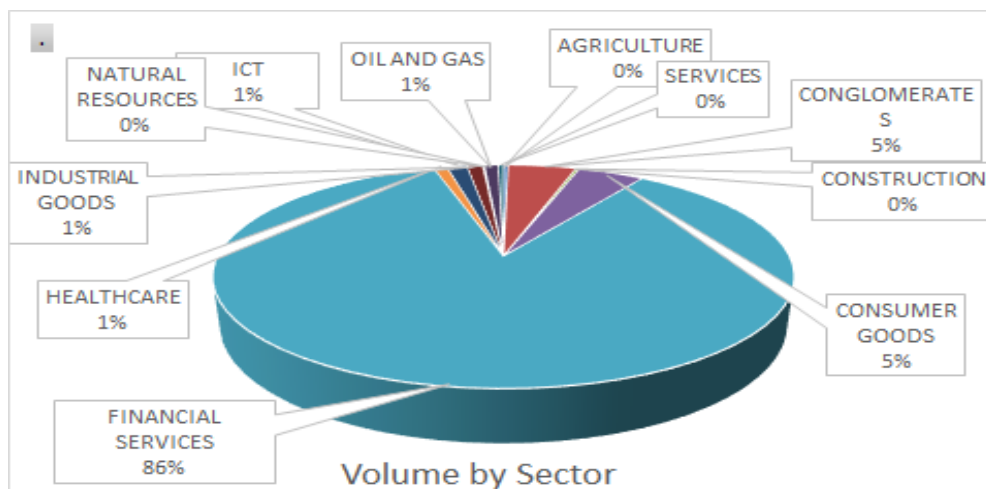


Bearish sentiments halted as ASI gains 0.78%
LIVINGTRUST traded 62% of total market volume

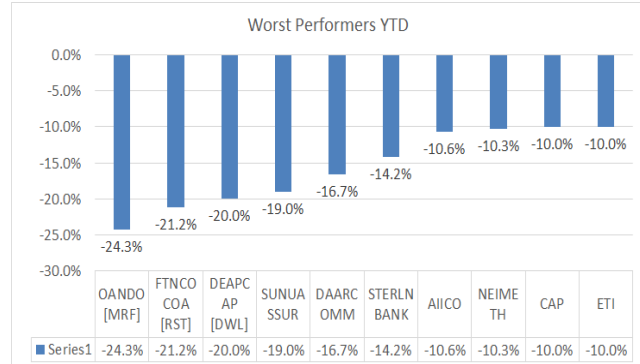
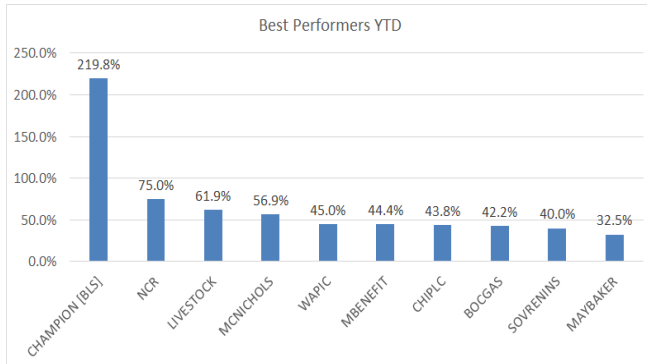
Market Returns	Today	Previous	% Change
↑ NSE-ASI	41,014.30	40,696.01	0.78%
↑ Market Capitalization (N'trn)	21.46	21.29	0.80%
↑ Volume Traded (million)	1274.480	366.860	247.40%
↑ Market Turnover (NGN'mn)	6,397.18	5,482.55	16.68%
- Gainers/Losers	6g/43l	23g/23l	-

NSEASI RETURN PROFILE	Date	Days	NSEASI	%Change	Volume(m)	Value(N m)	Gainers	Losers
Day change	0.78%	11/2/2021	Thursday	41,014.30	0.78%	1274.48	6,397.18	12 50
Week to date	-0.39%	10/2/2021	Wednesday	40,696.01	-1.96%	366.86	5,482.55	12 50
Mtd	-3.30%	9/2/2021	Tuesday	41,564.31	-0.13%	305.93	3,951.73	23 23
YTD	1.85%	8/2/2021	Monday	41,564.31	-0.35%	340.28	2,640.39	14 10
Yr High	42412.66	5/2/2021	Friday	41,709.09	-0.18%	482.19	5,579.66	8 18
Yr Low	40120.22							



Atlas Portfolio: Daily Market Report

- The bears halted its streak as ASI posted its first gain in 9 days, the gain was attributable to gains in the heavy weights such as DANGCEM and MTNN. There were only 6 gainers as compared to 50 losers, this goes to show how heavily weighted these few stocks are on the NSE ASI for the market to have gained despite having a huge negative breadth.
- LIVINGTRUST traded 62% of the market total volume of the day, trading activities on the stock has not been frequent and we believe as earlier stated that the company is still doing a form of consolidation within the group and it is a strategic move by investors. The YTD of the company is 3.3% outperforming the NSE ASI



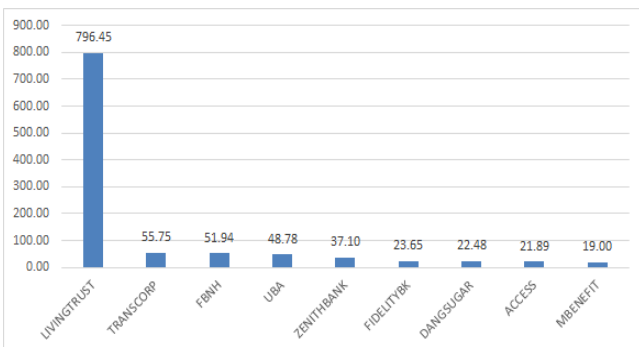
Top 10 Gainers, 6 gainers

Returns Profile			
Ticker	Pclose	Close	%Change
DANGCEM	213	228	7.04%
MBENEFIT	0.37	0.39	5.41%
SOVRENINS	0.27	0.28	3.70%
VITAFOAM	9	9.3	3.33%
UNILEVER	13.6	13.95	2.57%
MTNN	180	182.9	1.61%

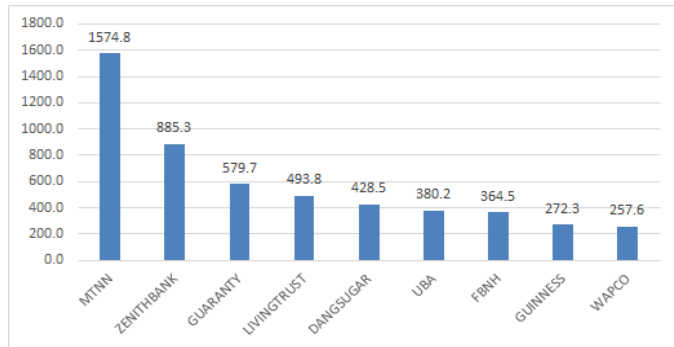
Top 10 Losers, 50 Losers

Returns Profile			
Ticker	Pclose	Close	%Change
LIVESTOCK	2.5	2.25	-10.00%
LINKASSURE	0.6	0.54	-10.00%
NAHCO	2.31	2.08	-9.96%
NNFM	7.79	7.02	-9.88%
PORTPAINT [BLS]	3.15	2.84	-9.84%
UNITYBNK	0.72	0.65	-9.72%
ROYALEX	0.33	0.3	-9.09%
AIICO	1.11	1.01	-9.01%
CHAMPION [BLS]	3.02	2.75	-8.94%
WAPCO	26	23.7	-8.85%

Top 10 Trades (Volume - million units)



Top 10 Trades (value NGN'mn)



Contact Information

Investment Research

research@atlassportfolios.com

info@atlassportfolios.com

Website: <https://atlassportfolios.com/>
