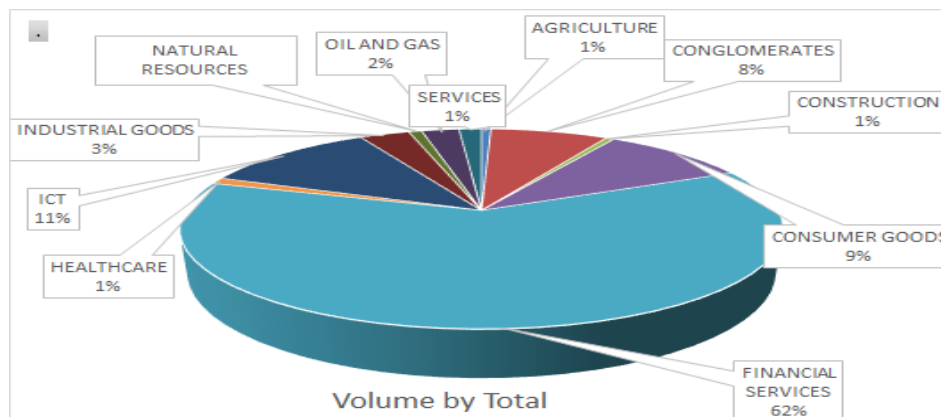


ASI extends its 8th consecutive loss, contracts by 1.96%
Mobil (11 PLC) set to be delisted

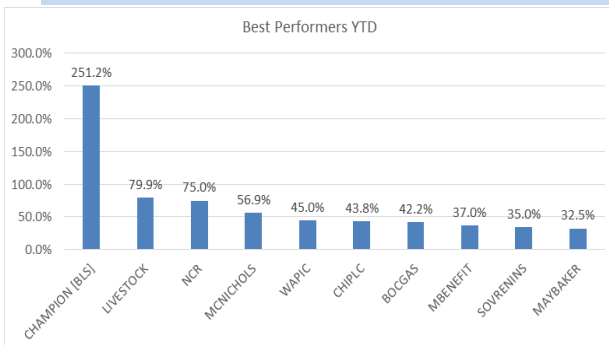
Market Returns	Today	Previous	% Change
↓ NSE-ASI	40,696.01	41,510.16	-1.96%
↓ Market Capitalization (N'trn)	21.29	21.72	-1.98%
↑ Volume Traded (million)	366.860	305.930	19.92%
↑ Market Turnover (NGN'mn)	5,482.55	3,951.73	38.74%
- Gainers/Losers	12g/50l	23g/23l	-

NSEASI RETURN PROFILE		Date	Days	NSEASI	%Change	Volume(m)	Value(N m)	Gainers	Losers
Day change	-1.96%	10/2/2021	Wednesday	40,696.01	-1.96%	366.86	5,482.55	12	50
Week to date	-1.17%	9/2/2021	Tuesday	41,564.31	-0.13%	305.93	3,951.73	23	23
Mtd	-4.05%	8/2/2021	Monday	41,564.31	-0.35%	340.28	2,640.39	14	10
YTD	1.06%	5/2/2021	Friday	41,709.09	-0.18%	482.19	5,579.66	8	18
Yr High	42412.66	4/2/2021	Thursday	41,785.80	-0.51%	629.41	7,980.76	14	16
Yr Low	40120.22								



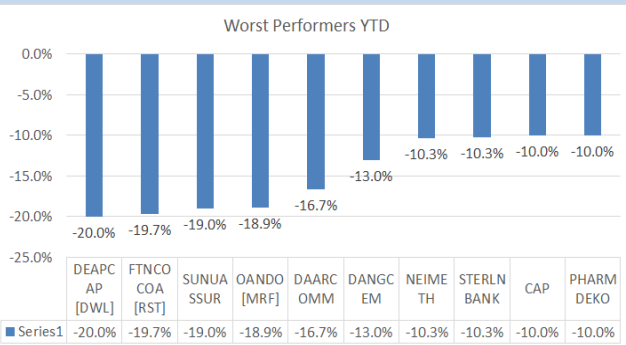
→ Bearish sentiments persists on the NSE as ASI posted its 8th consecutive loss contracting by -1.96%, with a huge negative market breadth of 12 gainers to 50 losers.

→ 11 PLC (MOBIL) is set to delist it's entire shares from the Nigerian stock exchange in a bid to "explore strategic opportunities". The company will still maintain it's PLC status but it's shares would no longer be tradeable on the NSE. Certainly, this would create a sell pressure on investors due to the difficulties in relating with an unlisted company. The company has said investors who do not wish to remain with the company after the delisting will be paid at a price of N213.90 which is below the current trading price of N228. Consequently, such investors will be pressured to sell the stock now at N228.0 than to be paid at N213.9. In today's trade, the stock was majorly up for offer with very few bids, we expect this to continue



Top 10 Gainers, 12 gainers

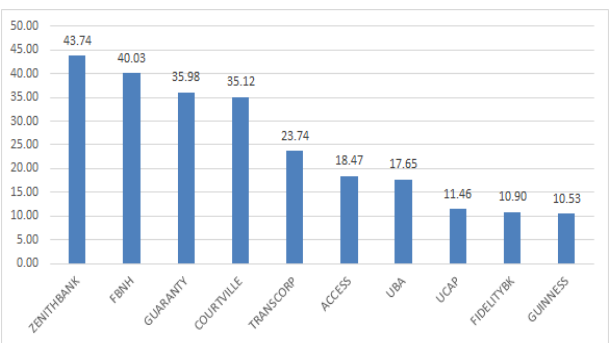
Returns Profile				
Ticker	Pclose	Close	%Change	
NIGERINS	0.2	0.22	10.00%	
CHAMPION [B	2.75	3.02	9.82%	
ACADEMY	0.33	0.35	6.06%	
GUINNESS	19.65	20.6	4.83%	
PZ	5.25	5.4	2.86%	
CAVERTON [BI	2	2.05	2.50%	
INTBREW [BLS	6.05	6.15	1.65%	
MANSARD	1.27	1.29	1.57%	
JAIZBANK	0.67	0.68	1.49%	
HONYFLOUR	1.4	1.41	0.71%	



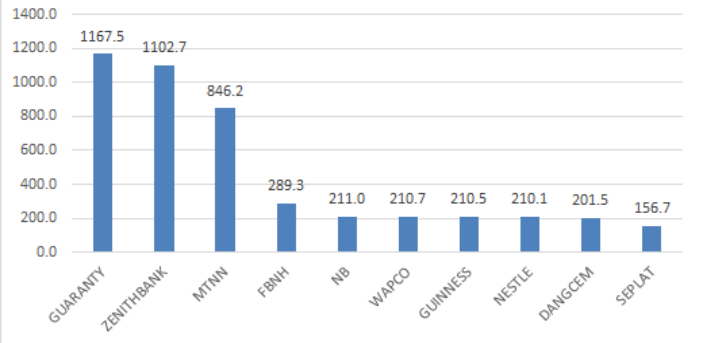
Top 10 Losers, 50 Losers

Returns Profile				
Ticker	Pclose	Close	%Change	
CAP	20	18	-10.00%	
ETRANZACT [BLS]	2.5	2.25	-10.00%	
FIDSON	6	5.4	-10.00%	
SUNUASSUR	0.9	0.81	-10.00%	
REGALINS	0.3	0.27	-10.00%	
SOVRENINS	0.3	0.27	-10.00%	
NNFM	8.65	7.79	-9.94%	
MBENEFIT	0.41	0.37	-9.76%	
NEM	2.5	2.27	-9.20%	
LINKASSURE	0.66	0.6	-9.09%	

Top 10 Trades (Volume - million units)



Top 10 Trades (value NGN'mn)



Contact Information

Investment Research

research@atlassportfolios.com

info@atlassportfolios.com

Website: <https://atlassportfolios.com/>
