

ASI gained by 0.17%

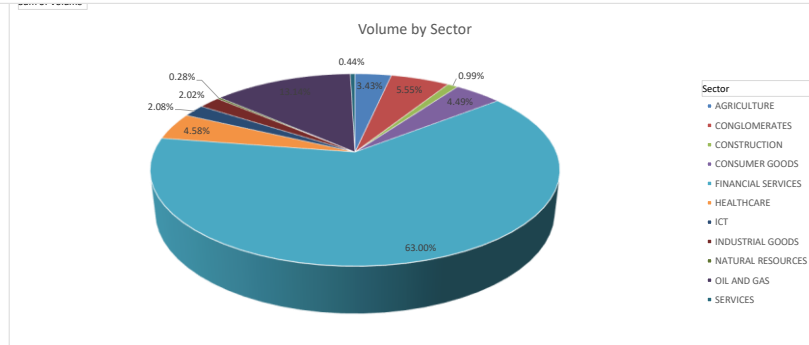
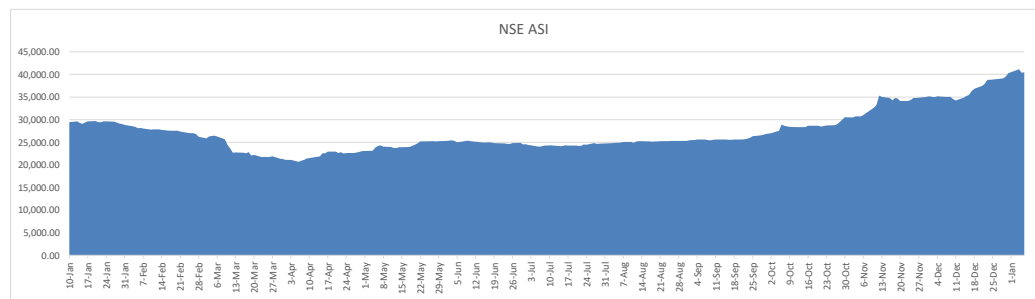
JAPAUFGOLD Currently trading 30.6% YTD

Market Returns	Today	Previous	% Change
NSE-ASI	40,465.15	40,396.14	0.17%
Market Capitalization (N'trn)	21.19	21.12	0.33%
Volume Traded (million)	249.540	465.670	-46.41%
Market Turnover (NGN'mn)	2,184.18	5,117.86	-57.32%
Gainers/Losers	16g/15l	14g/30l	-

Sector report	Today	Previous
NSE 30	-2.38%	0.99%
NSEBKN10	-2.98%	1.05%
NSECG	-0.32%	0.05%
NSEOILG5	-0.03%	-0.05%
NSEINS10	1.56%	-0.81%

NSEASI RETURN PROFILE	
Day change	0.17%
Week to date	0.48%
Mtd	0.48%
YTD	0.48%
Yr High	
Yr Low	

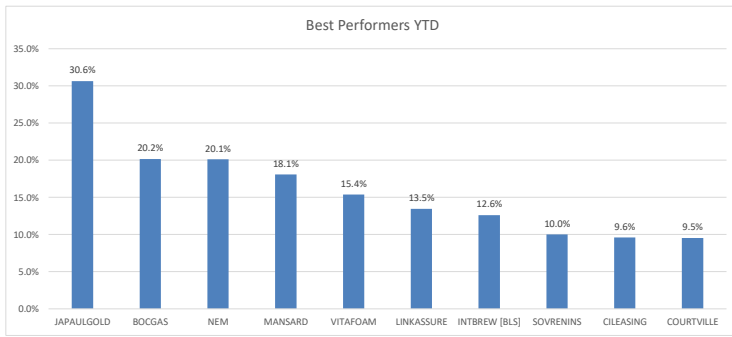
Date	Days	NSEASI	%Change	Volume(m)	Value(NGN m)	Gainers	Losers
1/6/2021	Tuesday	40,465.15	0.17%	249.54	2,184.18	16	15
1/5/2021	Tuesday	40,396.14	-1.83%	465.67	5,117.86	14	30
1/4/2021	Monday	41,147.39	2.18%	0.00			
12/31/2020	Thursday	40,270.72	1.92%	722.57			
12/30/2020	Wednesday	39,512.31	1.03%	389.72			



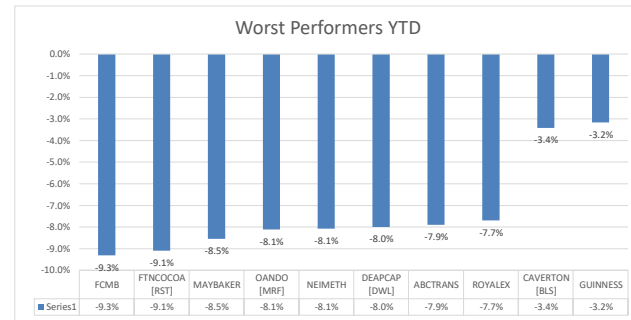
Source: NSE, Atlass Portfolio Research

→ Trading activities on the Nigerian bourse closed positive as NSE ASI gained by 0.17%.
 → Access Bank Zambia has completed acquisition of Cavmont Bank Limited. The combination of ABZ's wholesale and trade finance capabilities with Cavmont Bank's retail and commercial banking operations will emerge as one of the most capitalised banks in Zambia with a more diversified product and service offering and a broader geographical footprint and infrastructure.

Under the terms of the agreement, ABZ will acquire the entire issued ordinary share capital, assets and liabilities of Cavmont Bank while Capricorn Group Limited ("Capricorn"), the ultimate majority shareholder of CCHZ, will invest at least ZMW300 million (c. US\$16.5 million) of preference shares into ABZ. Capricorn will hold preference shares in the enlarged ABZ for a period of five years, after which the preference shares will be acquired by Access Bank Plc.



Source: NSE, Atlas Portfolio Research



Source: NSE, Atlas Portfolio Research

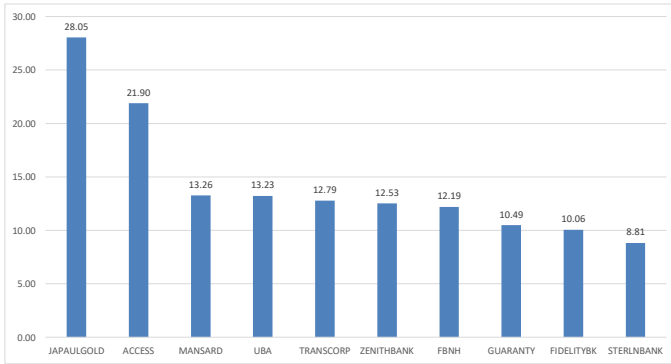
Top 10 Gainers, 16 gainers

Ticker	Returns Profile		
	Pclose	Close	%Change
NEM	1.96	2.15	9.69%
BOCGAS	10.5	11.5	9.52%
JAPAUFGOLD	0.74	0.81	9.46%
LINKASSURE	0.54	0.59	9.26%
REGALINS	0.22	0.24	9.09%
MANSARD	1.15	1.24	7.83%
COURTVILLE	0.22	0.23	4.55%
CHAMS	0.23	0.24	4.35%
FLOURMILL	26.1	27	3.45%
JAIZBANK	0.67	0.69	2.99%

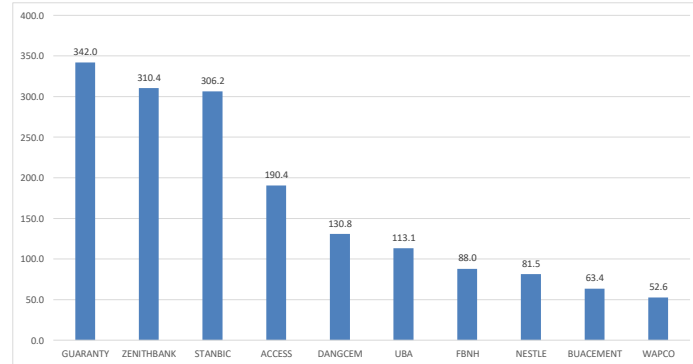
Top 10 Losers, 15 Losers

Ticker	Returns Profile		
	Pclose	Close	%Change
SOVRENINS	0.24	0.22	-8.33%
ETERNA	5.75	5.28	-8.17%
DEAPCAP [DWL]	0.25	0.23	-8.00%
FTNCOCOA [RST]	0.65	0.6	-7.69%
ROYALEX	0.26	0.24	-7.69%
AIICO	1.19	1.11	-6.72%
HONYFLOUR	1.28	1.2	-6.25%
NEIMETH	2.16	2.05	-5.09%
MBENEFIT	0.28	0.27	-3.57%
PZ	5.3	5.15	-2.83%

Top 10 Trades (Volume - million units)



Top 10 Trades (value NGN'mn)



Contact Information

Investment Research

dabbey@atlassportfolios.com
info@atlassportfolios.com

Website: <https://atlassportfolios.com/>
