

ASI Lost -1.83%

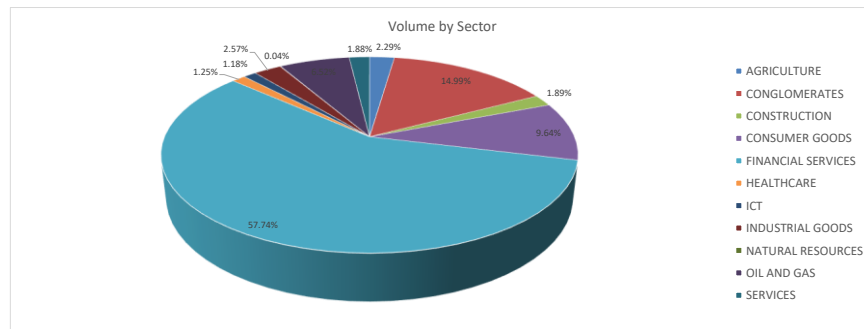
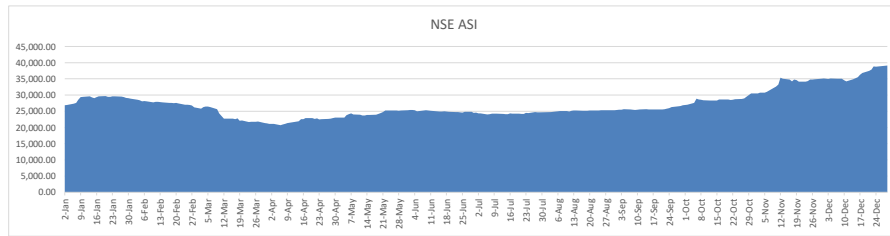
Neimeth declares dividend

Market Returns	Today	Previous	% Change
↓ NSE-ASI	40,396.14	41,147.39	-1.83%
↑ Market Capitalization (N'trn)	21.12	21.52	-1.86%
- Volume Traded (million)	465.670	-	-
- Market Turnover (NGN'mn)	5,117.86	-	-
- Gainers/Losers	14g/30l	-	-

Sector report	Today	Previous	% Change
↓ NSE 30	0.99%	1.12%	-11.61%
↑ NSEBKN10	1.05%	0.18%	483.33%
↓ NSECG	0.05%	0.40%	-87.50%
- NSEOILG5	-0.05%	0.00%	-
⇒ NSEINS10	-0.81%	-0.81%	0.00%

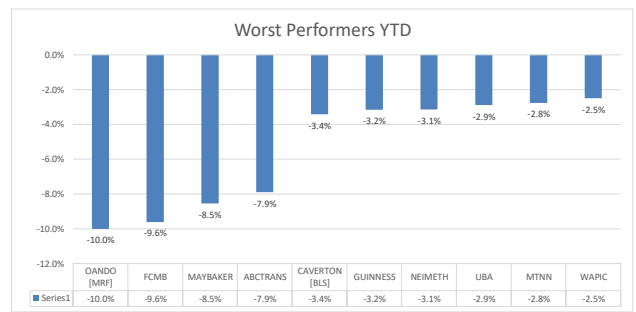
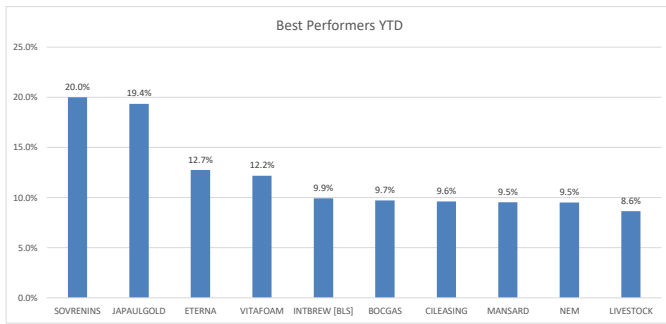
NSEASI RETURN PROFILE	
Day change	-1.83%
Week to date	0.31%
Mtd	0.31%
YTD	0.31%
Yr High	
Yr Low	

Date	Days	NSEASI	%Change	Volume(m)	Value(NGN m)	Gainers	Losers
1/4/2021	Tuesday	40,396.14	-1.83%	465.67	5,117.86	26	8
12/31/2020	Thursday	41,147.39	2.18%	0.00	-	26	8
12/30/2020	Wednesday	40,270.72	1.92%	0.00	-	-	-
12/29/2020	Tuesday	39,512.31	1.03%	722.57	-	-	-
12/24/2020	Thursday	39,110.17	0.80%	389.72	-	-	-



Source: NSE, Atlas Portfolio Research

- Trading activities on the Nigerian bourse closed negative as NSE ASI lost by -1.83% but still sits above 40,000 a feat which it had achieved at the last trading day of 2020.
 - Neimeth international pharmaceuticals declared a final dividend of 6.5kobo with a qualification date of 22nd February, 2021
 - 55.82% of the issued share capital of C&I leasing will be purchased by Peace Mass Transit in the form of unsecured variable coupon redeemable convertible loan stock. The company argues that the transaction will strengthen the capital base of the Company and improve clarity of the capital structure. The stock has gained 9.6% YTD.
- We advise Investors to stick to stocks with good fundamentals as they balance their portfolios



Source: NSE, Atlas Portfolio Research

Source: NSE, Atlas Portfolio Research

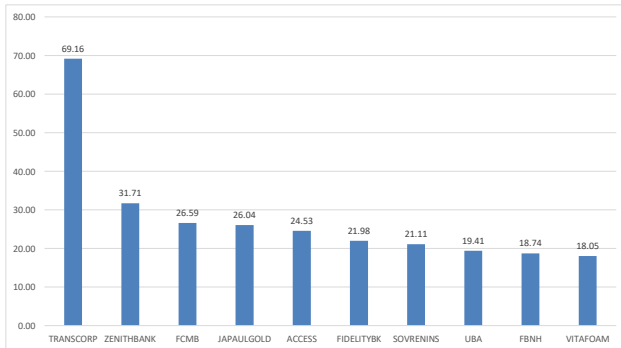
Top 10 Gainers, 14 gainers

Returns Profile			
Ticker	Pclose	Close	%Change
BOCGAS	9.57	10.5	9.72%
NEM	1.79	1.96	9.50%
SOVRENINS	0.22	0.24	9.09%
JAPAUFGOLD	0.68	0.74	8.82%
LIVESTOCK	1.39	1.51	8.63%
CORNERST	0.59	0.63	6.78%
ETERNA	5.4	5.75	6.48%
AFRIPRUD	6.4	6.75	5.47%
COURTVILLE	0.21	0.22	4.76%
CUTIX	2.3	2.4	4.35%

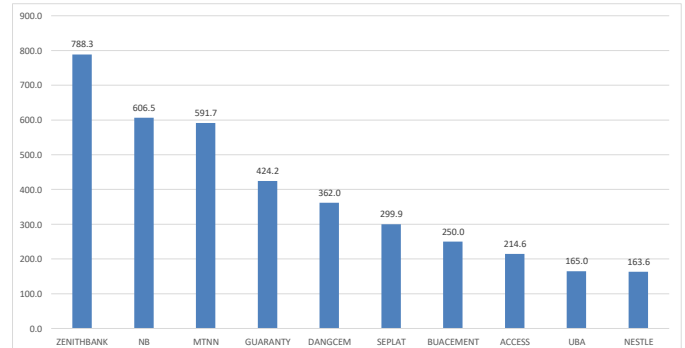
Top 10 Losers, 30 Losers

Returns Profile			
Ticker	Pclose	Close	%Change
OANDO [MRF]	3.7	3.33	-10.00%
FTNCOCOA [RST]	0.72	0.65	-9.72%
MAYBAKER	3.51	3.21	-8.55%
FBNH	7.85	7.2	-8.28%
ABCTTRANS	0.38	0.35	-7.89%
ROYALEX	0.28	0.26	-7.14%
FIDELITYBK	2.77	2.58	-6.86%
BUACEMENT	85	80	-5.88%
UBA	8.85	8.4	-5.08%
UACN	7.45	7.1	-4.70%

Top 10 Trades (Volume - million units)



Top 10 Trades (value NGN'mn)



Contact Information

Investment Research

dabbey@atlassportfolios.com
info@atlassportfolios.com

Website: <https://atlassportfolios.com/>
