

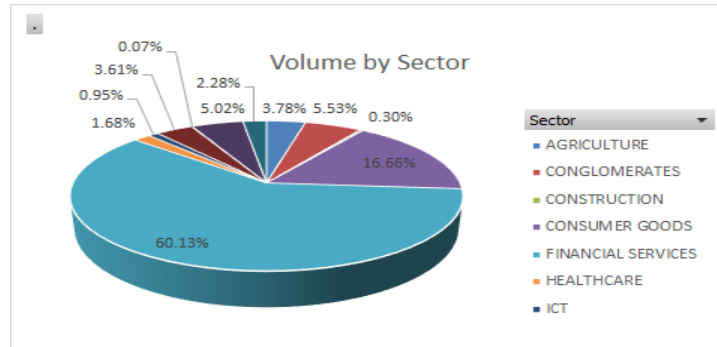
ASI gained by 0.17%
JAPAUFGOLD Currently trading 30.6% YTD

Market Returns	Today	Previous	% Change
NSE-ASI	40,590.85	40,465.15	0.31%
Market Capitalization (N'trn)	21.22	21.19	0.14%
Volume Traded (million)	2133.500	249.540	754.97%
Market Turnover (NGN'mn)	7,509.46	2,184.18	243.81%
Gainers/Losers	23g/14l	16g/15l	-

Sector report	Today	Previous
NSE 30	0.39%	0.99%
NSEBANK10	0.53%	1.05%
NSECG	-0.32%	0.05%
NSEOILG5	-0.03%	-0.05%
NSEINS10	1.56%	-0.81%

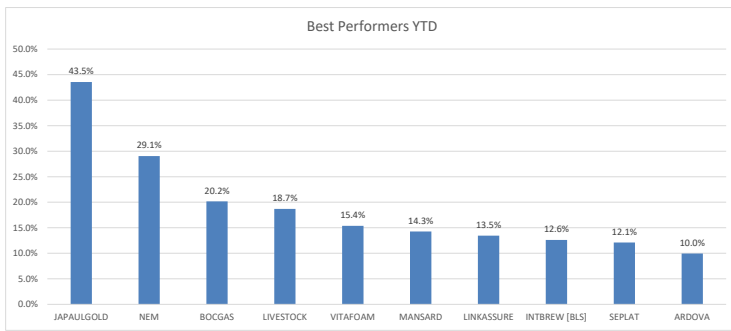
NSEASI RETURN PROFILE	
Day change	0.31%
Week to date	0.79%
Mtd	0.79%
YTD	0.79%
Yr High	
Yr Low	

Date	Days	NSEASI	%Change	Volume(m)	Value(NGN m)	Gainers	Losers
1/7/2021	Thursday	40,590.85	0.31%	2133.50	7,509.46	23	14
1/6/2021	Wednesday	40,465.15	0.17%	249.54	2,184.18	16	15
1/5/2021	Tuesday	40,396.14	-1.83%	465.67		14	30
1/4/2021	Monday	41,147.39	2.18%	0.00			
12/31/2020	Thursday	40,270.72	1.92%	0.00			

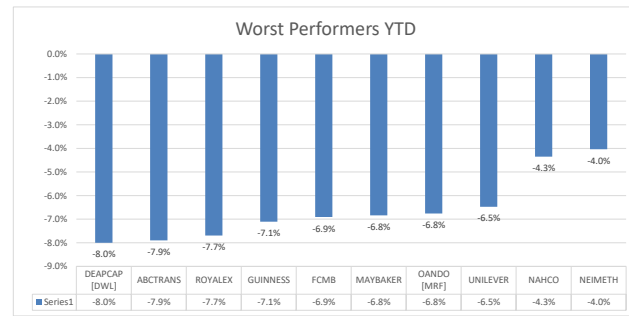


Source: NSE, Atlass Portfolio Research

- Trading activities on the Nigerian bourse closed positive as NSE ASI appreciated by 0.31%.
- A total volume of 2.13 billion units of stocks worth N7.51 billion was exchanged in 4,558 deals. The Consumer goods sector accounted for 91.06% of the total volume traded (75.39% of value traded), the Financial services sector accounted for 6.45% of the volume traded (16.37% of value traded), while the Conglomerates sector also accounted for 0.59% of the total volume traded (0.18% of value traded).
- FCMB announces voluntary leave of its MD as the bank goes into investigation on alleged unethical case.



Source: NSE, Atlas Portfolio Research



Source: NSE, Atlas Portfolio Research

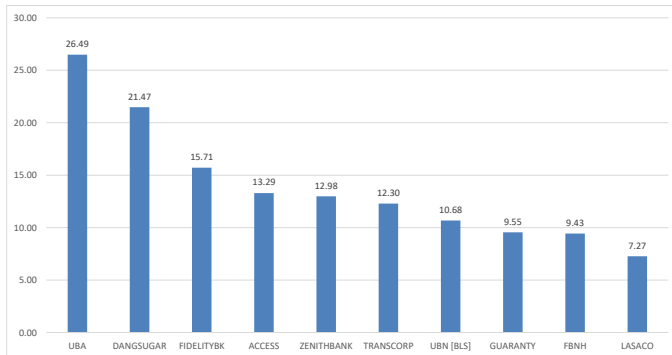
Top 10 Gainers, 23 gainers

Returns Profile			
Ticker	Pclose	Close	%Change
FTNCOCOA [RST]	0.6	0.66	10.00%
SEPLAT	410	451	10.00%
LIVESTOCK	1.5	1.65	10.00%
ARDOVA	13.55	14.9	9.96%
JAPAULGOLD	0.81	0.89	9.88%
CHAMPION [BLS]	0.85	0.93	9.41%
NEM	2.15	2.31	7.44%
NEIMETH	2.05	2.14	4.39%
DANGSUGAR	18.3	19	3.83%
MBENEFIT	0.27	0.28	3.70%

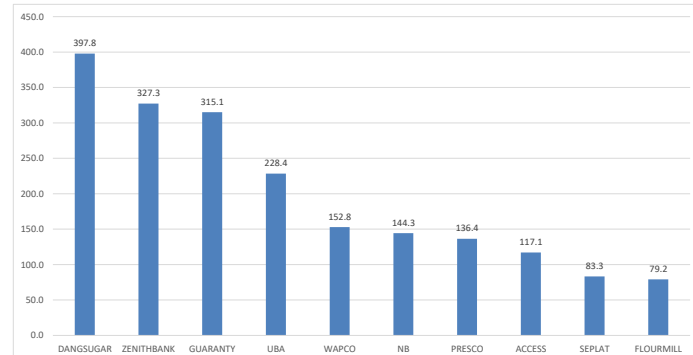
Top 10 Losers, 14 Losers

Returns Profile			
Ticker	Pclose	Close	%Change
SOVRENINS	0.22	0.2	-9.09%
COURTVILLE	0.23	0.21	-8.70%
LASACO	0.38	0.35	-7.89%
UNILEVER	13.9	13	-6.47%
STERLNBANK	2.05	1.96	-4.39%
NAHCO	2.3	2.2	-4.35%
FIDSON	4.7	4.5	-4.26%
CHAMS	0.24	0.23	-4.17%
REGALINS	0.24	0.23	-4.17%
GUINNESS	18.4	17.65	-4.08%

Top 10 Trades (Volume - million units)



Top 10 Trades (value NGN'mn)



Contact Information

Investment Research

dabbey@atlassportfolios.com
info@atlassportfolios.com

Website: <https://atlassportfolios.com/>
