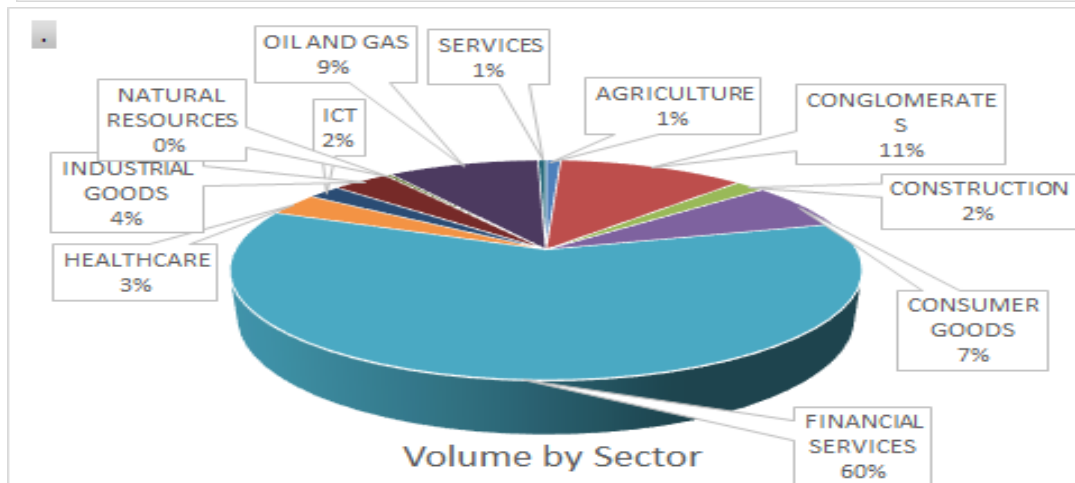
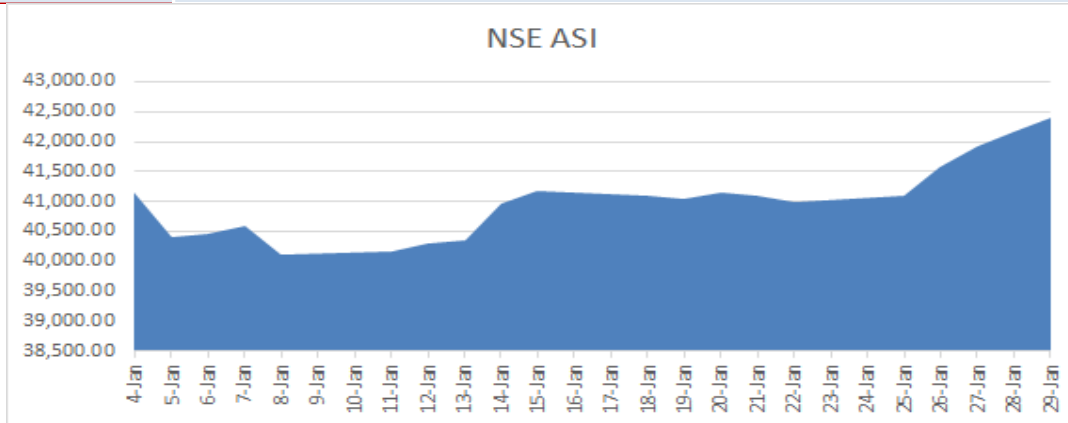


**ASI records year high, gains by 0.58%**

**UBN tops volume while COURTVILLE leads gainers table**

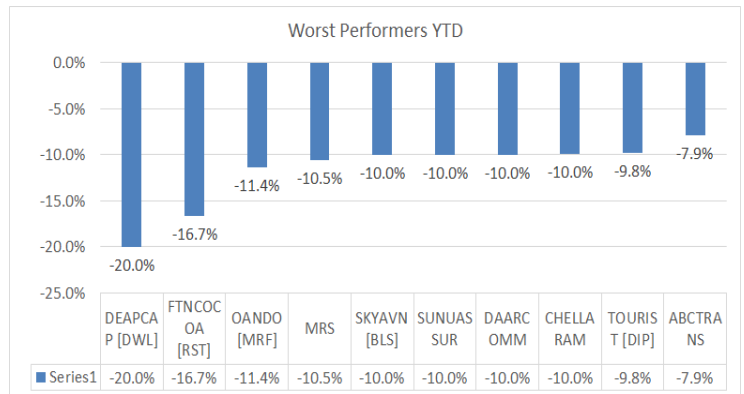
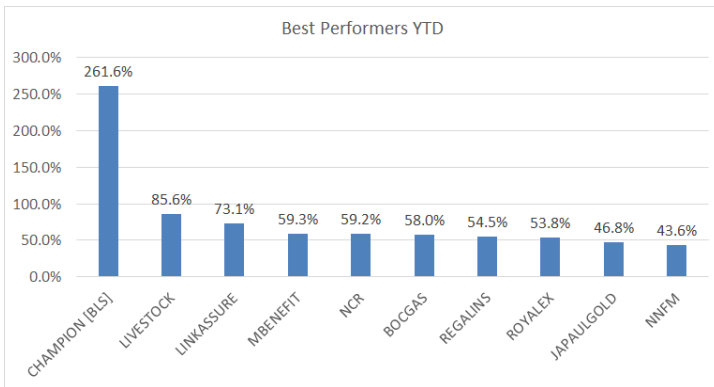
Market Returns		Today	Previous	% Change	Sector report	Today
↑	NSE-ASI	42,412.66	42,169.41	0.58%	NSE 30	0.08%
↑	Market Capitalization (N'trn)	22.19	22.06	0.59%	NSEBANK10	-0.14%
↑	Volume Traded (million)	669.880	555.320	20.63%	NSECG	0.54%
↑	Market Turnover (NGN'mn)	6,591.82	5,764.08	14.36%	NSEOILG5	-5.31%
-	Gainers/Losers	13g/14l	13g/14l	-	NSEINS10	0.40%

NSEASI RETURN PROFILE		Date	Days	NSEASI	%Change	Volume(m)	Value(N m)	Gainers	Losers
Day change	<b>0.58%</b>	1/29/2021	Friday	42,412.66	0.58%	669.88	6,591.82	18	13
Week to date	<b>3.00%</b>	1/28/2021	Thursday	42,169.41	0.57%	555.32	5,764.08	12	14
Mtd	<b>5.32%</b>	1/27/2021	Wednesday	41,930.73	0.83%	543.60	7,321.96	24	9
YTD	<b>5.32%</b>								
Yr High	42412.66	1/26/2021	Tuesday	41,584.94	1.21%	467.89	5,565.77	19	10
Yr Low	40120.22	1/25/2021	Monday	41,088.96	0.21%	333.10	2,640.43	15	23



## Atlas Portfolio: Daily Market Report

- Trading activities closed the week on a positive note as NSE ASI posted it's 5th consecutive gain in the week gaining by 0.58%.
- Investors reposition their portfolios for earnings season as companies begin to release their results.



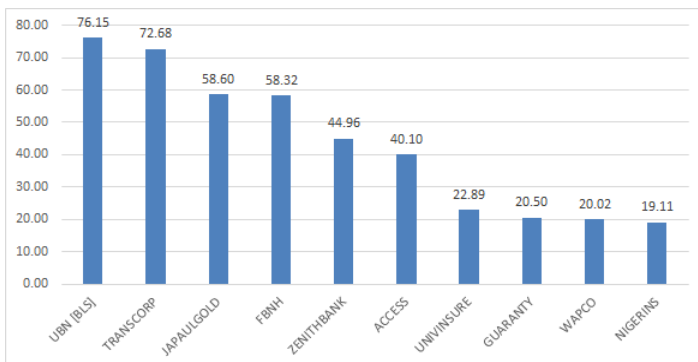
### Top 10 Gainers, 18 gainers

Returns Profile			
Ticker	Pclose	Close	%Change
COURVILLE	0.2	0.22	10.00%
GUINEAINS	0.2	0.22	10.00%
CHAMPION [BLS]	2.83	3.11	9.89%
ARDOVA	17.5	19	8.57%
CHAMS	0.24	0.26	8.33%
CORNERST	0.65	0.68	4.62%
JOHNHOLT	0.45	0.47	4.44%
AFRINSURE	0.24	0.25	4.17%
HONYFLOUR	1.25	1.3	4.00%
LIVESTOCK	2.49	2.58	3.61%

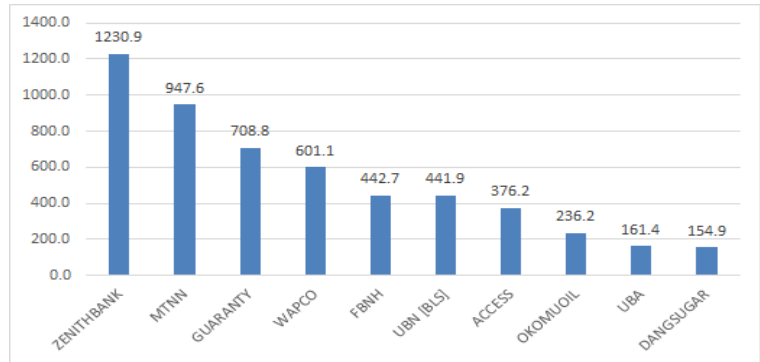
### Top 10 Losers, 13 Losers

Returns Profile			
Ticker	Pclose	Close	%Change
ACADEMY	0.36	0.33	-8.33%
MBENEFIT	0.46	0.43	-6.52%
LEARNAFRCA	1.07	1.01	-5.61%
JAIZBANK	0.68	0.65	-4.41%
MULTIVERSE	0.23	0.22	-4.35%
NAHCO	2.35	2.26	-3.83%
CAP	20.5	20	-2.44%
JAPAUFGOLD	0.93	0.91	-2.15%
FIDELITYBK	2.76	2.72	-1.45%
CADBURY	8.9	8.8	-1.12%

### Top 10 Trades (Volume - million units)



### Top 10 Trades (value NGN'mn)



## Contact Information

### Investment Research

[research@atlassportfolios.com](mailto:research@atlassportfolios.com)

[info@atlassportfolios.com](mailto:info@atlassportfolios.com)

**Website:** <https://atlassportfolios.com/>

---