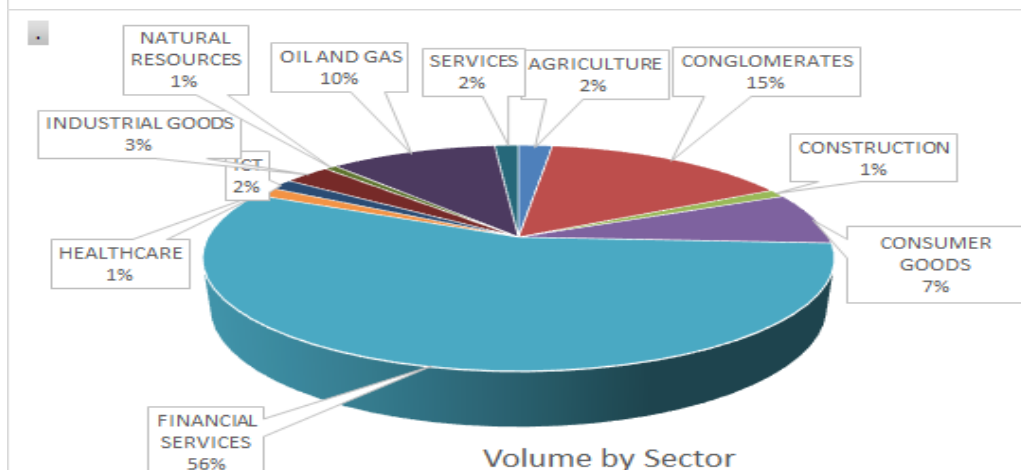
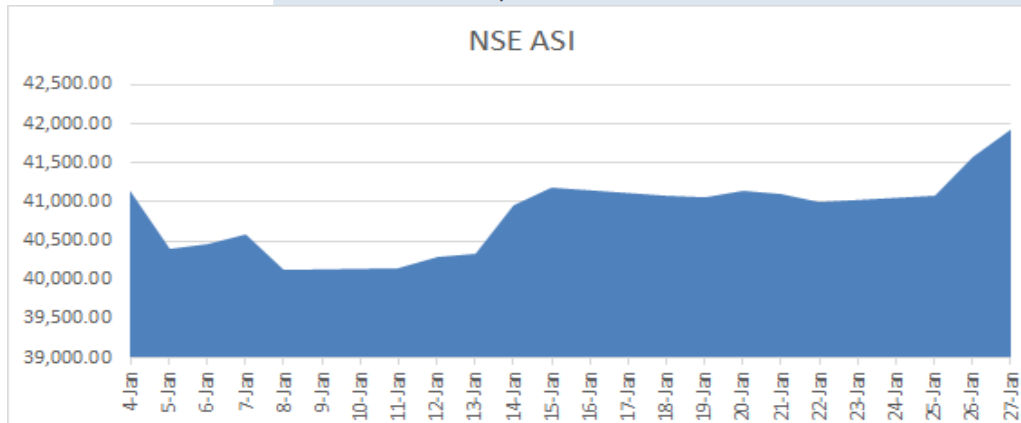


ASI records year high, gains by 0.83%

Transcorp tops volume while CHIPLC led gainers table

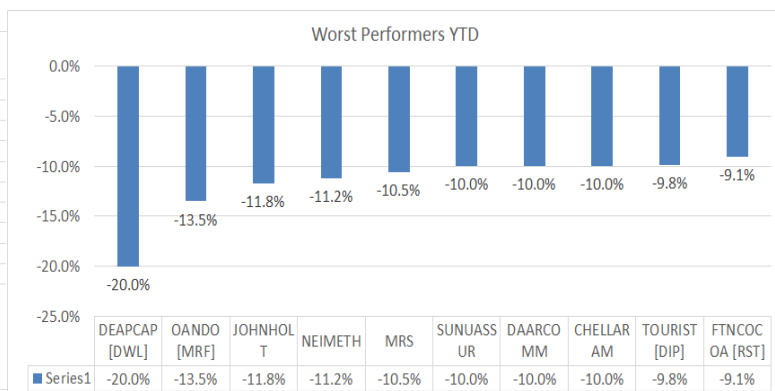
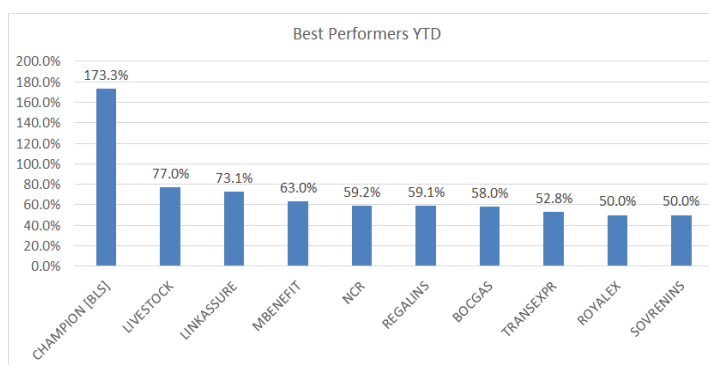
Market Returns		Today	Previous	% Change	Sector report	Today
↑	NSE-ASI	41,930.73	41,584.94	0.83%	NSE 30	0.08%
↑	Market Capitalization (N'trn)	22.75	21.75	4.60%	NSEBNK10	-0.14%
↑	Volume Traded (million)	543.600	467.890	16.18%	NSECG	0.54%
↑	Market Turnover (NGN'mn)	7,321.96	5,565.77	31.55%	NSEOILG5	-5.31%
-	Gainers/Losers	24g/9l	19g/10l	-	NSEINS10	0.40%

NSEASI RETURN PROFILE		Date	Days	NSEASI	%Change	Volume(m)	Value(N m)	Gainers	Losers
Day change	0.83%	1/27/2021	Wednesday	41,930.73	0.83%	543.60	7,321.96	24	9
Week to date	1.83%	1/26/2021	Tuesday	41,584.94	1.21%	467.89	5,565.77	19	10
Mtd	4.12%	1/25/2021	Monday	41,088.96	0.21%	333.10	2,640.43	15	23
YTD	4.12%	1/22/2021	Friday	41,001.99	-0.24%	591.46	5,072.14	10	40
Yr High	41930.73	1/22/2021	Friday	41,001.99	-0.24%	591.46	5,072.14	10	40
Yr Low	40120.22	1/21/2021	Thursday	41,099.15	-0.12%	1121.36	4,172.80	27	19



Atlas Portfolio: Daily Market Report

- Trading activities closed the day on a positive note as NSE ASI appreciated by 0.83%.
- ASI soars on MPC meeting outcome recording a year high with the Year - to -date standing at 4.12%.
- The bull-run continues on the Nigerian Bourse, posting its 3rd consecutive gain for the week. Investors begin to reposition for earnings season as companies begin to release their results



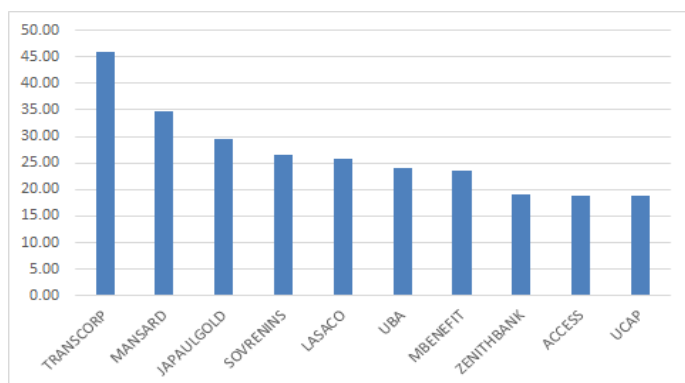
Top 10 Gainers, 24 gainers

Returns Profile			
Ticker	Pclose	Close	%Change
CHIPLC	0.4	0.44	10.00%
GUINEAINS	0.2	0.22	10.00%
FIDSON	5.05	5.55	9.90%
CHAMPION [BL	2.35	2.58	9.79%
LASACO	0.41	0.45	9.76%
MULTIVERSE	0.21	0.23	9.52%
AIICO	1.19	1.3	9.24%
JAPAUFGOLD	0.78	0.85	8.97%
AFRINSURE	0.24	0.26	8.33%
CUTIX	2.1	2.26	7.62%

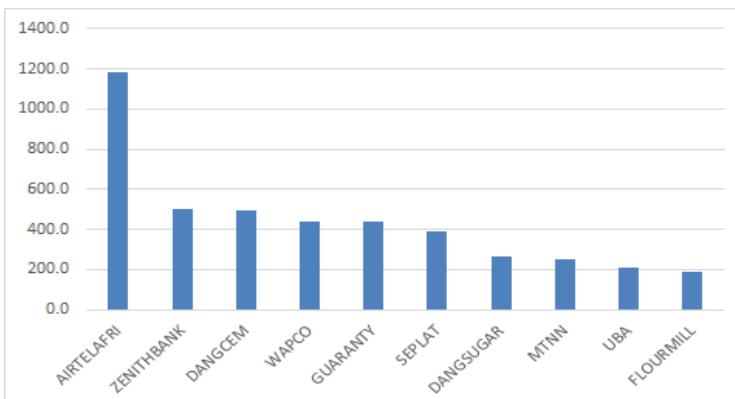
Top 10 Losers, 9 Losers

Returns Profile			
Ticker	Pclose	Close	%Change
CORNERST	0.72	0.65	-9.72%
CAVERTON [BLS]	2.02	1.83	-9.41%
FTNCOCOA [RST]	0.6	0.55	-8.33%
ABCTRANS	0.37	0.35	-5.41%
CHAMS	0.26	0.25	-3.85%
JAIZBANK	0.69	0.67	-2.90%
ARDOVA	18.45	18	-2.44%
ETI	6.55	6.4	-2.29%
INTBREW [BLS]	6.16	6.05	-1.79%

Top 10 Trades (Volume - million units)



Top 10 Trades (value NGN'mn)



Contact Information

Investment Research

research@atlassportfolios.com

info@atlassportfolios.com

Website: <https://atlassportfolios.com/>
