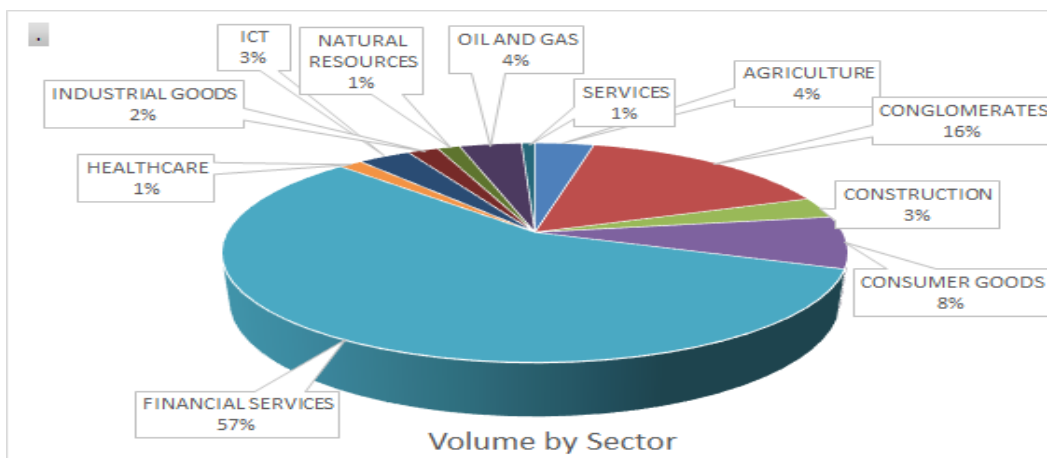
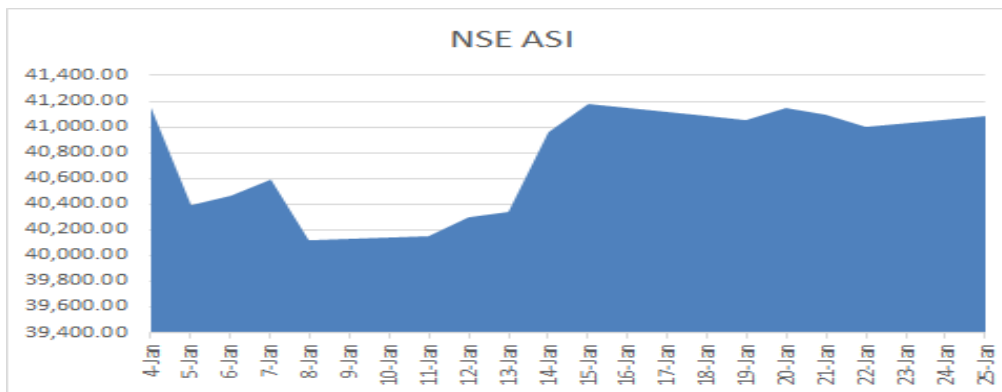


ASI gained by 0.21%

Low volumes traded as market anticipates MPC meeting outcome

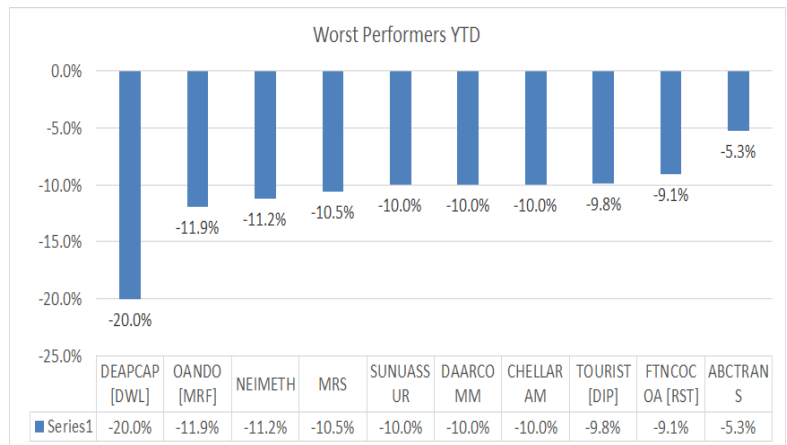
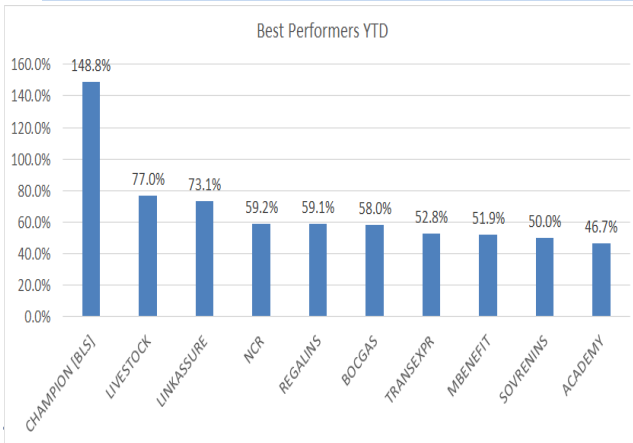
| Market Returns | Today | Previous | % Change | Sector report | Today |
|---------------------------------|-----------|-----------|----------|---------------|--------|
| ↑ NSE-ASI | 41,088.96 | 41,001.99 | 0.21% | NSE 30 | 0.07% |
| ↑ Market Capitalization (N'trn) | 21.49 | 21.45 | 0.19% | NSEBNK10 | 0.49% |
| ↓ Volume Traded (million) | 333.100 | 591.460 | -43.68% | NSECG | -0.72% |
| ↓ Market Turnover (NGN'mn) | 2,640.43 | 5,072.14 | -47.94% | NSEOILG5 | -0.80% |
| - Gainers/Losers | 15g/23l | 10g/40l | - | NSEINS10 | -0.58% |

| NSEASI RETURN PROFILE | | Date | Days | NSEASI | %Change | Volume(m) | Value(N m) | Gainers | Losers |
|-----------------------|----------|-----------|-----------|-----------|---------|-----------|------------|---------|--------|
| Day change | 0.21% | 1/25/2021 | Monday | 41,088.96 | 0.21% | 333.10 | 2,640.43 | 15 | 23 |
| Week to date | -0.21% | 1/22/2021 | Friday | 41,001.99 | -0.24% | 591.46 | 5,072.14 | 10 | 40 |
| Mtd | 1.82% | 1/21/2021 | Thursday | 41,099.15 | -0.12% | 1121.36 | 4,172.80 | 27 | 19 |
| YTD | 1.82% | 1/20/2021 | Wednesday | 41,147.72 | 0.23% | 0.00 | 6,396.07 | 32 | 9 |
| Yr High | 41176.14 | 1/20/2021 | Wednesday | 41,147.72 | 0.23% | 0.00 | 6,396.07 | 32 | 9 |
| Yr Low | 40120.22 | 1/19/2021 | Tuesday | 41,051.63 | -0.07% | 809.36 | 8,905.56 | 39 | 6 |



Atlas Portfolio: Daily Market Report

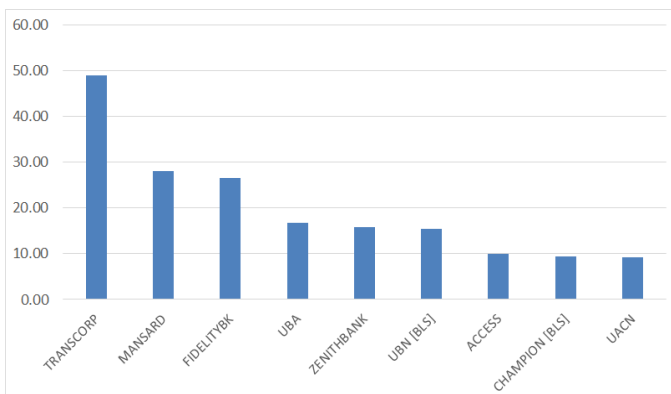
- Trading activities opened the week on a positive note as NSE ASI appreciated by 0.21%.
- ECOBANK secures N50 billion 10-Year Subordinated Loan. The bilateral funding provides stable medium-term liquidity to the company's balance sheet and positively improved its balance sheet ratios, especially the capital adequacy ratio by circa 300 basis points
- TRANSCORP continues to trade high volumes as the stock continues to gain attention from investors since the news of Heirs holdings acquiring OML 17 broke forth.
- Low volumes were traded today as investors took a hold position in anticipation of the result of the MPC meeting which started today. What impact will an increase or decrease in MPC rates have on the market? Find out in our analysis to be released after the meeting.



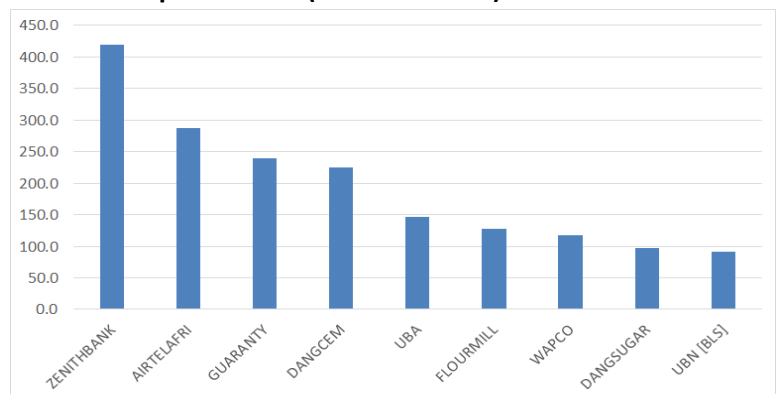
| Returns Profile | | | |
|-----------------|--------|-------|---------|
| Ticker | Pclose | Close | %Change |
| ACADEMY | 0.4 | 0.44 | 10.00% |
| MAYBAKER | 3.65 | 4.01 | 9.86% |
| MRS | 11.2 | 12.3 | 9.82% |
| CHAMPION [BLS] | 1.95 | 2.14 | 9.74% |
| LEARNAFRCA | 0.97 | 1.04 | 7.22% |
| MANSARD | 1.28 | 1.37 | 7.03% |
| JBERGER | 18.9 | 19.5 | 3.17% |
| FCMB | 3.25 | 3.29 | 1.23% |
| DANGCEM | 234 | 236 | 0.85% |
| ETI | 6.5 | 6.55 | 0.77% |

| Returns Profile | | | |
|-----------------|--------|-------|---------|
| Ticker | Pclose | Close | %Change |
| CILEASING | 5.7 | 5.13 | -10.00% |
| ROYALEX | 0.4 | 0.36 | -10.00% |
| ARDOVA | 20.45 | 18.45 | -9.78% |
| JAPAUFGOLD | 0.95 | 0.86 | -9.47% |
| SOVRENINS | 0.33 | 0.3 | -9.09% |
| MBENEFIT | 0.45 | 0.41 | -8.89% |
| LASACO | 0.48 | 0.44 | -8.33% |
| MULTIVERSE | 0.24 | 0.22 | -8.33% |
| REGALINS | 0.38 | 0.35 | -7.89% |
| INTBREW [BLS] | 6.59 | 6.16 | -6.53% |

Top 10 Trades (Volume - million units)



Top 10 Trades (value NGN'mn)



Contact Information

Investment Research

research@atlassportfolios.com

info@atlassportfolios.com

Website: <https://atlassportfolios.com/>
