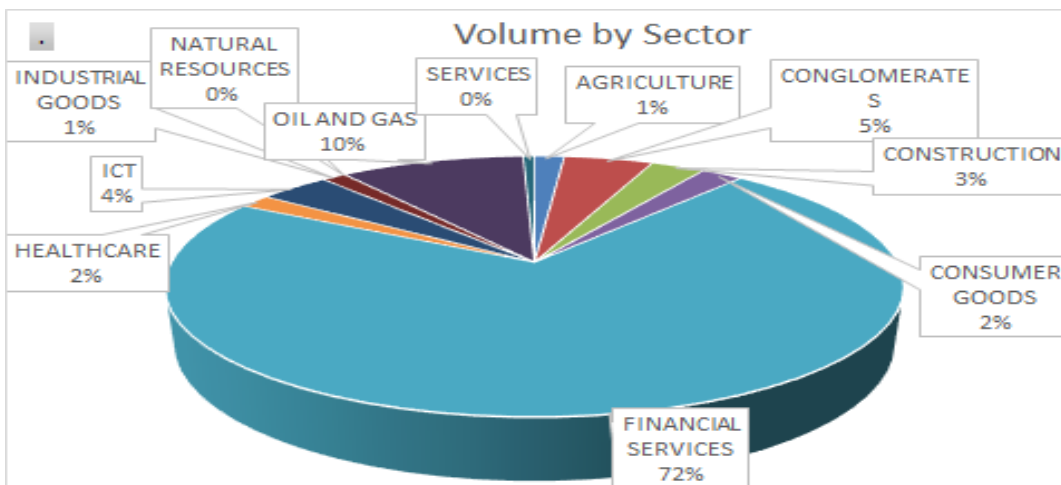


ASI shed -0.23%

LIVINGTRUST trades 27% of total market volume traded today

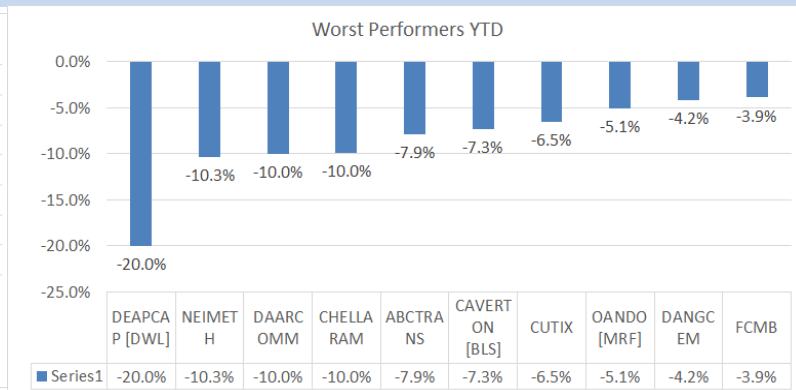
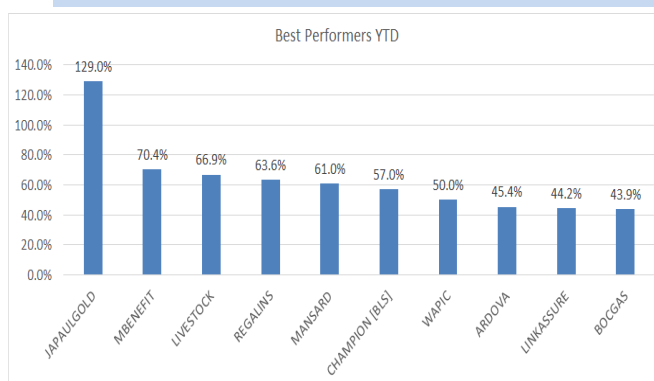
Market Returns	Today	Previous	% Change	Sector report	Today
↓ NSE-ASI	41,082.38	41,176.14	-0.23%	NSE 30	-0.14%
↑ Market Capitalization (N'trn)	21.49	21.53	-0.19%	NSEBNK10	0.01%
↑ Volume Traded (million)	738.520	666.610	10.79%	NSECG	-0.62%
↓ Market Turnover (NGN'mn)	4,172.80	6,396.07	-34.76%	NSEOILG5	0.02%
- Gainers/Losers	27g/19l	32g/9l	-	NSEINS10	5.98%

NSEASI RETURN PROFILE		Date	Days	NSEASI	%Change	Volume(m)	Value(N m)	Gainers	Losers
Day change	-0.23%	1/18/2021	Monday	41,082.38	-0.23%	738.52	4,172.80	27	19
Week to date	-0.23%	1/15/2021	Friday	41,176.14	0.52%	666.61	6,396.07	32	9
Mtd	2.02%	1/14/2021	Thursday	40,963.14	1.54%	809.36	8,905.56	39	6
YTD	2.02%	1/13/2021	Wednesday	40,341.05	0.11%	468.15	6,963.43	24	16
Yr High	41176.14	1/12/2021	Tuesday	40,295.95	0.36%	1166.43	7,969.94	25	17
Yr Low	40120.22								



Atlas Portfolio: Daily Market Report

- Trading activities opened the week on a negative note as NSE ASI depreciated by 0.23%.
- Heir Holdings, the core Investor in TRANSCORP Acquires 45% of OML 17 from Shell, Total and ENI. We believe this coupled with the company's fundamentals will favour TRANSCORP stock price in the short term. Hence we expect the stock to gain considerably and be amongst top performers this week.
- Although ASI declined today, the market breadth was positive with 27 stocks appreciating in value compared to 19 stocks which depreciated. We believe the bullish sentiments still persists in the market.



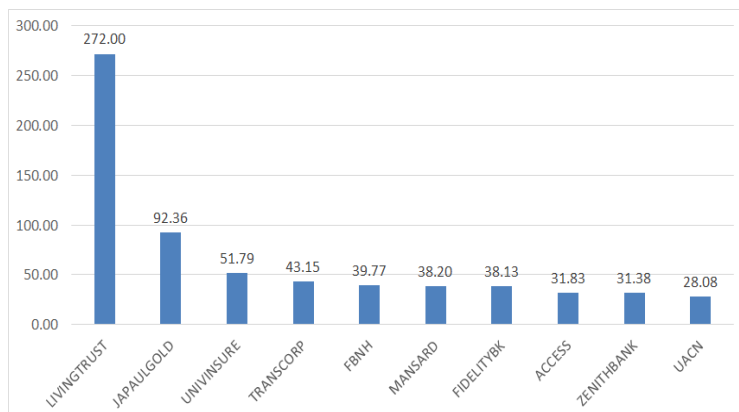
Top 10 Gainers, 32 gainers

Returns Profile			
Ticker	Pclose	Close	%Change
AIICO	1.2	1.32	10.00%
AFRINSURE	0.2	0.22	10.00%
CADBURY	9.5	10.45	10.00%
RTBRISCOE	0.2	0.22	10.00%
BOCGAS	12.52	13.77	9.98%
LIVESTOCK	2.11	2.32	9.95%
MBENEFIT	0.42	0.46	9.52%
COURTVILLE	0.22	0.24	9.09%
REGALINS	0.33	0.36	9.09%
LASACO	0.45	0.49	8.89%

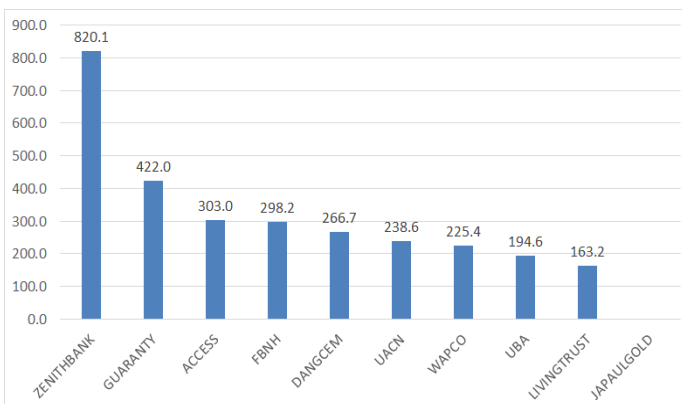
Top 10 Losers, 9 Losers

Returns Profile			
Ticker	Pclose	Close	%Change
JAPAU GOLD	1.52	1.42	-6.58%
FLOURMILL	32.8	31	-5.49%
NEIMETH	2.1	2	-4.76%
GLAXOSMITH	7	6.7	-4.29%
CAVERTON [BLS]	1.98	1.9	-4.04%
FBNH	7.6	7.3	-3.95%
GUINNESS	19	18.5	-2.63%
INTBREW [BLS]	6.8	6.65	-2.21%
FIDELITYBK	2.77	2.72	-1.81%
NASCON	17.55	17.25	-1.71%

Top 10 Trades (Volume - million units)



Top 10 Trades (value NGN'mn)



Contact Information

Investment Research

research@atlassportfolios.com

info@atlassportfolios.com

Website: <https://atlassportfolios.com/>
