

ASI gained by 0.08%

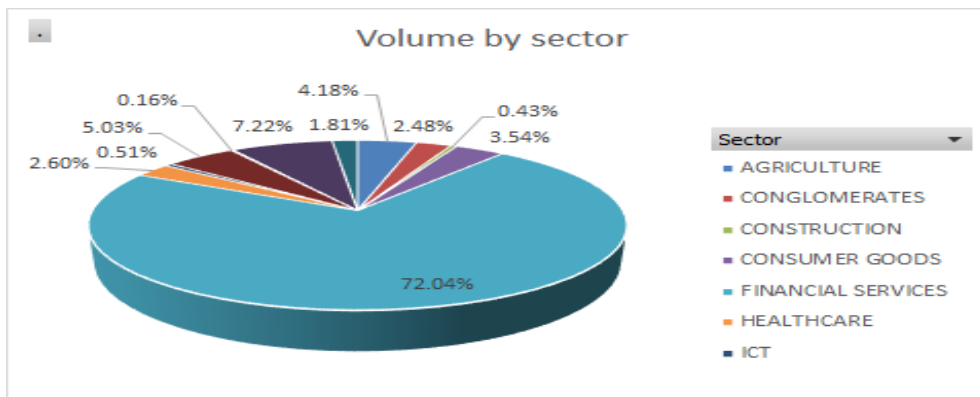
JAPAUFGOLD Currently trading 71.0% YTD

Market Returns	Today	Previous	% Change
↑ NSE-ASI	40,150.78	40,120.22	0.08%
↑ Market Capitalization (N'trn)	20.99	20.98	0.05%
↑ Volume Traded (million)	335.700	333.310	0.72%
↓ Market Turnover (NGN'mn)	2,489.74	3,648.23	-31.75%
- Gainers/Losers	25g/23l	23g/14l	-

Sector report	Today	Previous
NSE 30	0.39%	0.99%
NSEBNK10	0.53%	1.05%
NSECG	-0.32%	0.05%
NSEOILG5	-0.03%	-0.05%
NSEINS10	1.56%	-0.81%

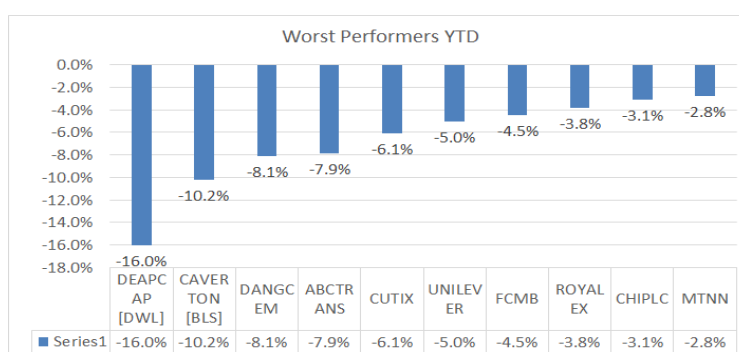
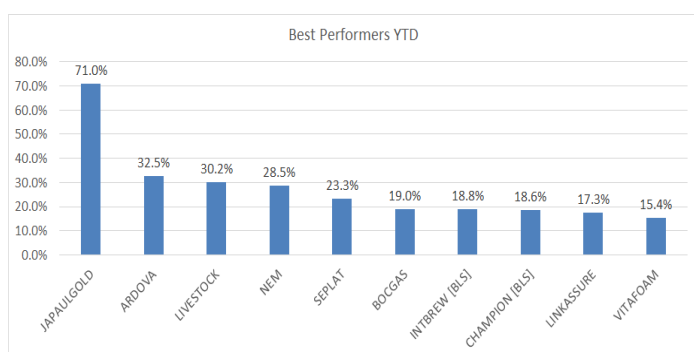
NSEASI RETURN PROFILE	
Day change	0.08%
Week to date	-0.30%
Mtd	-0.30%
YTD	-0.30%
Yr High	41147.39
Yr Low	40120.22

Date	Days	NSEASI	%Change	Volume(m)	Value(NGN m)	Gainers	Losers
1/11/2021	Monday	40,150.78	0.08%	335.70	2,489.74	25	23
1/8/2021	Friday	40,120.22	-1.16%	333.31	3,648.23	23	14
1/7/2021	Thursday	40,590.85	0.31%	2133.50	7,509.46	23	14
1/6/2021	Wednesd	40,465.15	0.17%	249.54	2,184.18	16	15
1/5/2021	Tuesday	40,396.14	-1.83%	465.67	5,117.86	14	30



Atlas Portfolio: Daily Market Report

- Trading activities closed positive as NSE ASI appreciated by 0.08%.
- Dangote Cement Concluded its first tranche of its share buy back programme. The total number of residual issued and fully paid outstanding shares of DCP amounts to 17,000,307,404. Execution of this Tranche I did not have any material impact on the Company's financial position.
- Mutual Benefits traded 31% of total market volume of the day



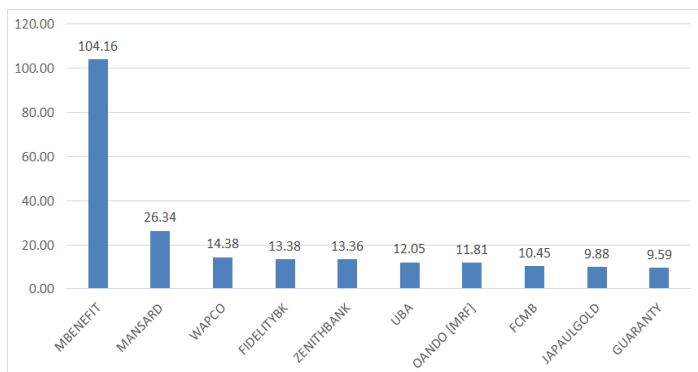
Top 10 Gainers, 25 gainers

Returns Profile			
Ticker	Pclose	Close	%Change
ARDOVA	16.35	17.95	9.79%
MAYBAKER	3.27	3.59	9.79%
BERGER	7.35	8.05	9.52%
JAPALGOLD	0.97	1.06	9.28%
ROYALEX	0.23	0.25	8.70%
MBENEFIT	0.28	0.3	7.14%
LIVESTOCK	1.7	1.81	6.47%
COURTVILLE	0.22	0.23	4.55%
JAIZBANK	0.7	0.73	4.29%
OANDO [MRF]	3.55	3.7	4.23%

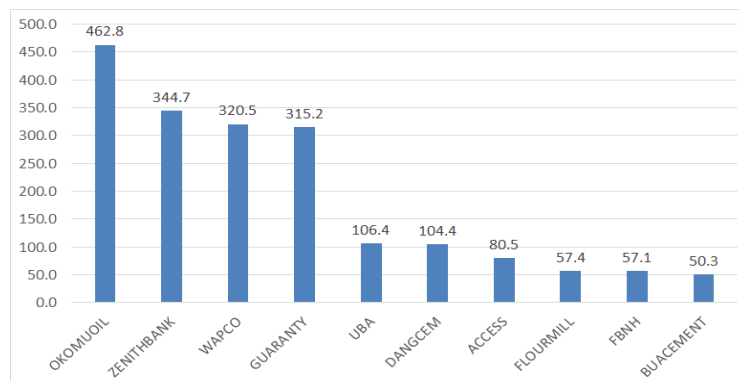
Top 10 Losers, 23 Losers

Returns Profile			
Ticker	Pclose	Close	%Change
CUTIX	2.4	2.16	-10.00%
BOCGAS	12.65	11.39	-9.96%
CAVERTON [BLS]	1.98	1.84	-7.07%
LINKASSURE	0.64	0.61	-4.69%
DEAPCAP [DWL]	0.22	0.21	-4.55%
CHAMS	0.24	0.23	-4.17%
REGALINS	0.25	0.24	-4.00%
MANSARD	1.19	1.15	-3.36%
CHIPLC	0.32	0.31	-3.13%
FTNCOCOA [RST]	0.72	0.7	-2.78%

Top 10 Trades (Volume - million units)



Top 10 Trades (value NGN'mn)



Contact Information

Investment Research

research@atlassportfolios.com

info@atlassportfolios.com

Website: <https://atlassportfolios.com/>
